



# WHISTLEBLOWING PROCESSES & PROCEDURES – AN AUSTRALIAN & NEW ZEALAND SNAPSHOT

**Preliminary Results: *Whistling While They Work 2***  
**Survey of Organisational Processes & Procedures 2016**

**A J Brown**  
**Nerisa Dozo**  
**Peter Roberts**

**November 2016**



**Australian  
National  
University**



THE UNIVERSITY OF  
**SYDNEY**



**Institute for Governance  
and Policy Studies**  
A research institute of the School of Government

## Whistling While They Work 2: Improving managerial responses to whistleblowing in the public and private sectors\*

### University researchers

1	Brown, A J	Prof	Project Leader, Centre for Governance & Public Policy, Griffith University
2	Brough, Paula	Prof	School of Applied Psychology, Griffith University
3	Smith, Rodney	Prof	School of Government & International Relations, University of Sydney
4	Hall, Kath	A/Prof	ANU College of Law, Australian National University
5	Macaulay, Michael	A/Prof	Institute for Governance & Policy Studies, Victoria University of Wellington

### Partner researchers

6	Tsahuridu, Eva	Dr	Manager, Accounting Policy; Policy Advisor, Professional Standards & Governance ,CPA Australia
7	Walsh, Rodney	Mr	Senior Assistant Ombudsman, Integrity & Public Interest Disclosure, Commonwealth Ombudsman
8	Wheeler, Chris	Mr	Deputy NSW Ombudsman
9	Day, Warren	Mr	Regional Commissioner, Victoria; Senior Executive Leader, Assessment & Intelligence, Australian Securities and Investments Commission
10	Lloyd, Chris	Ms	Senior Advisor, Integrity, NZ State Services Commission

### Partner Organisations

- 1 CPA Australia
- 2 Commonwealth Ombudsman
- 3 NSW Ombudsman
- 4 WA Public Sector Commission
- 5 WA Corruption & Crime Commission
- 6 WA Ombudsman
- 7 Victorian Independent Broad-based Anticorruption Commission
- 8 Victorian Ombudsman
- 9 Queensland Ombudsman
- 10 South Australian Ombudsman
- 11 ACT Government
- 12 NT Commissioner for Public Interest Disclosures
- 13 Australian Securities & Investments Commission
- 14 New Zealand State Services Commission
- 15 New Zealand Ombudsman
- 16 Australian Council of Superannuation Investors

### Supporters

- 17 Telecommunications Industry Ombudsman
- 18 South Australia Independent Commissioner Against Corruption
- 19 Tasmanian Ombudsman
- 20 Tasmanian Integrity Commission
- 21 Transparency International Australia
- 22 Governance Institute of Australia
- 23 Australian Institute of Company Directors

\* Incorporating **Australian Research Council Linkage Project** LP150100386  
'Protecting While They Prosper? Organisational responses to whistleblowing'

## **Contents**

Acknowledgements	
Summary	1
1. Introduction	3
2. Overview of respondent organisations	5
3. Key findings	8
4. Conclusions and next stage	18
5. Full results by sector and organisation size	19
6. Bibliography	38
Appendix: Questionnaire	40

## **Acknowledgements**

This research was undertaken as part of the collaborative research project *Whistling While They Work 2: Improving managerial responses to whistleblowing in public and private sector organisations*, led by Griffith University, including funding from partner and supporter organisations and the Australian Research Council under ARC Linkage Project LP150100386. The authors thank the Australian Research Council, the partner organisations listed at [www.whistlingwhiletheywork.edu.au](http://www.whistlingwhiletheywork.edu.au), and their colleagues on the Project Team, for their assistance with this research.

Special acknowledgement also to Wendy Muller and Gillian Donnelly for their enormous assistance with the development and administration of this survey.

The findings and views expressed are those of the authors and do not necessarily represent the views of the Australian Research Council or the partner organisations.

## **Project contacts:**

*Professor A J Brown, Project Leader*

*Dr Nerisa Dozo, Survey & Business Manager*

*Dr Sandra Lawrence, Senior Research Fellow*

*Peter Roberts, Adjunct Senior Research Fellow*

***WWTWadmin@griffith.edu.au***

***www.whistlingwhiletheywork.edu.au***

*This report can be cited as: A J Brown, N Dozo and P Roberts (2016), Whistleblowing Processes & Procedures: An Australian & New Zealand Snapshot. Preliminary results of the Whistling While They Work 2 Project, Griffith University: Brisbane, November 2016.*

## Summary

Organisational processes and procedures for the reporting of wrongdoing are widely recognised as vital to good governance – both for organisations themselves and to fulfil wider purposes of integrity, regulatory compliance and social responsibility.

This report presents a snapshot of the whistleblowing processes and procedures of **702 public sector, business and not-for-profit organisations** from Australia and New Zealand, collected between April and August 2016 via the online *Survey of Organisational Processes and Procedures* – the first stage of the research project *Whistling While They Work 2: Improving managerial responses to whistleblowing in public and private sector organisations*.

**Whistling While They Work 2** is led by Griffith University, with a research team including the Australian National University, University of Sydney and Victoria University of Wellington, and supported by the Australian Research Council and by 23 partner and supporter organisations including the Australian Securities and Investments Commission, CPA Australia and leading public integrity agencies in all Australian and New Zealand jurisdictions, as detailed in the front cover of the report.

The snapshot is the largest cross-section of organisations to participate in a single survey to date, worldwide, and the first survey to systematically compare self-reported evidence from organisations on whistleblowing processes across the public, business and not-for-profit sectors alike. The results assist evaluation of whistleblowing processes by organisations; and highlight key areas for policy and law reform.

While the results help document and compare the important efforts that many organisations are placing on processes for encouraging employees to report wrongdoing, they also point to common areas of weakness or challenge.

Evidence of the **strong efforts** of many organisations include:

- 89% of respondent organisations indicated they had *formal, written whistleblowing procedures or policies*;
- 90% of organisations indicated they have processes for ensuring *appropriate investigations or management actions in response to wrongdoing concerns*;
- 76% of organisations, including 79% of private sector businesses, responded that they accepted *anonymous* wrongdoing concerns – i.e. acted ‘without requiring staff members to identify themselves’.

Upwards of 87% of private sector organisations, and 90% of public sector organisations, said their reporting procedures extend across a **broad spectrum** of reporting, including fraud, corruption, abuse or mistreatment of customers, and health, safety and environmental dangers.

These results have implications for law reform – indicating that most businesses encourage reporting across a wide range of concerns, not simply industry- or organisation-specific concerns, and would be best supported by a comprehensive approach to whistleblower protection as currently occurs in the public sector.

Key results indicating the extent to which the survey also captured organisations with less comprehensive processes, or the extent of gaps in current processes, include:

- 26% of businesses and 36% of not-for-profit organisations (23% of all respondent organisations) had *no particular system for recording and tracking wrongdoing concerns*, either at all or unless/until they arise;
- 33% of businesses and not-for-profit organisations (23% of all organisations) *did not currently have any strategy, program or process* for supporting and protecting staff who raise concerns;
- 49% of businesses and 51% of not-for-profit organisations (38% of all organisations) indicated they *did not assess the risks of detrimental impacts* that staff might experience from raising wrongdoing concerns, either at all or until problems began to arise.

While only 4% of organisations (including 9% of not for profits) indicated that they provided no **types of support** for staff who raise wrongdoing concerns, specific support relating to reporting is most often limited or reactive:

- Less than a third of organisations (31%) provide formal acknowledgement of service such as *thanks or congratulations* where appropriate (only 27% of business and 28% of not-for-profits);
- Less than half of organisations (46%) provide access to a *management-designated support person inside the organisation*, in advance or irrespective of any problems arising (only 39% of private business and 32% of not-for-profits);
- Only two thirds of organisations (67%) provide *management intervention in workplace problems, if required*; with this falling to only 60% of not-for-profits and 51% of private business.

If staff experience reprisals, conflicts, stress or other detrimental impacts for reporting:

- Fifteen percent of organisations, including 19% of private business and 24% of not-for-profits, have *no particular processes* for seeking a resolution to any problems that could arise; and
- Only 16% of organisations reported having *mechanisms for ensuring adequate compensation or restitution* for the whistleblower – including 17% of business, 17% of public sector organisations, and 13% of not-for-profits (Q23a).

This means that more than 80% of organisations have no such mechanisms, including not only 89% of small organisations, but 77% of large organisations.

Many results indicate that even when trying hard to encourage their staff to report any wrongdoing concerns, too many organisations lack the specific guidance and incentives they need to realise their own goals of actual protection.

While some apparent weaknesses may be addressed by clearer identification of successful practice and improvements in guidance, other gaps, such as the lack of processes for seeking adequate resolutions in cases of detrimental impact, may require a combination of stronger management commitment and regulatory reform.

Results point to a need for further reform and stronger oversight in the public sector, and especially confirm that for the private and not-for-profit sectors, a well-informed legislative overhaul is overdue.

The next stage of the research includes a more in-depth phase, **Integrity@WERQ**, in which many of the respondent organisations are participating in a further, comprehensive evaluation of their processes including a major survey of their managers and employees (the *Workplace Experiences & Relationships Questionnaire*, or WERQ).

## 1. Introduction

Organisational processes and procedures for the reporting of wrongdoing by insiders, such as staff, contractors and volunteers, are now widely recognised as vital to good governance – both for organisations themselves and to fulfil wider purposes of integrity, regulatory compliance and social responsibility.

This reports presents a snapshot of the whistleblowing processes and procedures of **702 public sector, business and not-for-profit organisations** from Australia and New Zealand, collected between April and August 2016 via an online **Survey of Organisational Processes and Procedures** (see Appendix for questionnaire), as the first stage of the research project *Whistling While They Work 2: Improving managerial responses to whistleblowing in public and private sector organisations*.

### About the project

**Whistling While They Work 2** is led by Griffith University, with a research team with members from the Australian National University, University of Sydney and Victoria University of Wellington, along with partner investigators. The project is supported by the Australian Research Council through Linkage Project 150100386, and by 23 partner and supporter organisations including the Australian Securities and Investments Commission, CPA Australia and leading public integrity agencies in all Australian and New Zealand jurisdictions, as detailed in the front cover of the report.

WWTW2 builds on its predecessor ARC Linkage Project, *Whistling While They Work: Enhancing the theory and practice of internal witness management in public sector organisations*, by extending systematic research into organisational responses to whistleblowing across all sectors. The project aims to identify the factors that influence good and bad responses to whistleblowing across a wide range of institutions, provide a clearer basis for evaluation and improvement in organisational procedures, and inform public policy and the reform or introduction of whistleblower protection laws.

The initial **Survey of Organisational Processes and Procedures** reported below was the first stage of the project. As well as providing broad understanding of the state of whistleblowing processes across all sectors, the survey allowed participating organisations to nominate their interest in the next phase of the research: **Integrity@WERQ**.

In this next phase, comprehensive evidence of the performance of these processes is being gathered in a large number of the respondent organisations, via the further 25 minute **Workplace Experiences & Relationships Questionnaire (WERQ)**. This involves surveying all/most managers and employees along with further assessment of the processes and procedures in this report. For most participating organisations, **Integrity@WERQ** also provides an opportunity for specific benchmarking and evaluation of current whistleblowing processes and their performance, in each organisation.

The research is occurring in the **wider context** of significant policy development in Australia and New Zealand, where comparatively advanced whistleblowing regimes have been legislated for most public sectors, but questions remain about implementation and effectiveness in practice, given the challenges involved.

Further, only highly limited whistleblowing legislation applies in, or guidance is available for, the vast bulk of the private and not-for-profit sectors of Australia and New Zealand.

As a result, for example, the Australian Government's draft first national action plan under the Open Government Partnership proposes a national consultation on 'reform options to strengthen and harmonise whistleblower protections in the corporate sector with those in the public sector', in recognition that '**overly narrow**' protections for private and not-for-profit sector employees currently make it '**unnecessarily difficult** for those with [public interest] information to qualify for protections' (Commonwealth of Australia 2016, p.11). The significance of *Whistling While They Work 2* for this process has also been noted.

**Standards Australia** has also announced its plan to review the relevant Australian Standard for Whistleblower Protection Programs for all organisations/entities (currently AS8004: Standards Australia International 2003).

The results below are thus intended to assist the roll-out of the main *Integrity@WERQ* research, and more comprehensive evaluation of whistleblowing processes by organisations; and to highlight key areas for attention in policy and law reform.

## About the survey

The questionnaire (Appendix) for the survey was developed in early 2016, in consultation with the partner and supporter organisations listed in the cover of the report. These include regulatory and integrity agencies and professional bodies covering all aspects of corporate and organisational governance in the participating jurisdictions.

Structure and content of the survey were informed by a large number of previous official and expert reviews. A major starting point was the elements of public sector good practice identified by *Whistling While They Work 1* (Roberts *et al* 2011), since taken up in procedural guidance and evaluation by a wide range of jurisdictions, including the Commonwealth Ombudsman, New South Wales Ombudsman, Queensland Ombudsman, Western Australia Public Service Commissioner and as far afield as Alberta (2013).

However other Australian and international resources were used to extend the survey to probe for different processes (and not simply formal procedures) across the private and not-for-profit sectors, in an effective comparative way. Some of these key resources are listed in Section 6 (Bibliography). The scale and level of detail of processes identified as important by previous reviews differs widely: for example, from the 93 items suggested by Hassink, de Vries and Bollen (2007), to the 44 items identified by Roberts *et al* (2011), to the eight key items nominated by Lewis (2002). Despite being only a first-stage survey designed for quick completion, the questionnaire was developed in light of key common themes across all these approaches.

A particular finding of previous research was that the 'administrative' areas of whistleblowing processes – e.g. advice on what can be reported, to whom and how it will be investigated – were considerably stronger than processes for delivering on commitments to employee support and protection (Roberts 2008 p.259; Brown & Olsen 2008). More than previous approaches, the survey was also designed to test in more detail for support and protection processes.

Respondent organisations were recruited through direct approach by the partner organisations to the project, in April-May 2016, to every public sector agency at all levels in both countries; and to the vast majority of businesses and not-for-profit organisations, including all of Australia's 31,000 public unlisted and large proprietary companies. Public sector agencies were also sent a reminder, contributing to their strong representation in the results. Recruitment was supported by significant media attention. The survey was open from 26 April 2016 until 31 August 2016.



## 2. Overview of respondent organisations

*Table 1: Respondent organisations by sector & size*

	<b>Public</b> Public sector or government entity	<b>Private</b> Company or business (for profit)	<b>Not-for-profit</b>	Total
<b>Small</b> (11-100 employees)	83	51	57	191
	<b>19.0%</b>	<b>34.0%</b>	<b>49.6%</b>	<b>27.2%</b>
	<b>43.4%</b>	<b>26.7%</b>	<b>29.8%</b>	<b>100%</b>
<b>Medium</b> (101-1000 employees)	229	51	44	324
	<b>52.4%</b>	<b>34.0%</b>	<b>38.3%</b>	<b>46.2%</b>
	<b>70.6%</b>	<b>15.7%</b>	<b>13.5%</b>	<b>100%</b>
<b>Large</b> (More than 1000 employees)	125	48	14	187
	<b>28.6%</b>	<b>32.0%</b>	<b>12.2%</b>	<b>26.6%</b>
	<b>66.8%</b>	<b>25.6%</b>	<b>7.4%</b>	<b>100%</b>
Total	437 <b>100.0%</b> <b>62.3%</b>	150 <b>100.0%</b> <b>21.4%</b>	115 <b>100.0%</b> <b>16.4%</b>	702 <b>100.0%</b> <b>100%</b>

*Table 2: Position of organisational representative responding to survey*

	Public	Private	Not For Profit	Total
Chief Executive Officer	50 <b>11%</b>	13 <b>9%</b>	24 <b>21%</b>	87 <b>12%</b>
Chief Operating Officer / Executive officer / Office manager / Finance	22 <b>5%</b>	12 <b>8%</b>	18 <b>16%</b>	52 <b>7%</b>
Corporate affairs/services	59 <b>14%</b>	3 <b>2%</b>	9 <b>8%</b>	71 <b>10%</b>
Internal audit / Ethical standards / Disclosure coordinator	96 <b>22%</b>	12 <b>8%</b>	1 <b>1%</b>	109 <b>16%</b>
Human resources	82 <b>19%</b>	19 <b>13%</b>	19 <b>17%</b>	120 <b>17%</b>
Governance / Risk / Assurance	77 <b>18%</b>	20 <b>13%</b>	7 <b>6%</b>	104 <b>15%</b>
Compliance/regulatory affairs	18 <b>4%</b>	31 <b>21%</b>	9 <b>8%</b>	58 <b>8%</b>
Corporate counsel / Legal / Company secretary	29 <b>7%</b>	38 <b>25%</b>	23 <b>20%</b>	90 <b>13%</b>
Other (Board, Business owner, Admin officer)	4 <b>1%</b>	2 <b>1%</b>	5 <b>4%</b>	11 <b>2%</b>
Total	437 <b>100%</b>	150 <b>100%</b>	115 <b>100%</b>	702 <b>100%</b>

Responses were received from a total of 721 organisations. This report details responses from **702 organisations**, excluding organisations indicating they had no operations in either Australia or New Zealand, and organisations with less than 10 employees.

Table 1 details the sectors and sizes of the organisations.

Table 2 details the positions or work areas of the persons who completed the survey on behalf of their organisation. As detailed in the questionnaire (Appendix), organisations and individual respondents were instructed that the survey should only be completed by a senior manager with authority to do so on behalf of the organisation, as well as knowledge of the organisation's processes and procedures.

Tables 3 and 4 detail the diversity of the organisations, for all public and non-government organisations respectively. Public sector organisations are detailed by jurisdiction / level of government. Non-government organisations are detailed by industry sector.

As frequently occurs with field surveys, this final sample of organisations is self-selecting rather than randomly selected. This limitation needs to be taken into account before interpreting any result as necessarily representative, particularly for the private and not for profit sectors.

Further, while the opportunity to participate in the survey was extensive, the combination of self-selection and self-reported responses means results may well be skewed – either:

- Positively, e.g. because organisations are confident in their processes, or
- Negatively, e.g. because organisations have elected to participate because they know they lack processes or have less confidence in them, or
- Both.

These factors need to be borne in mind when interpreting the results. To the extent that they represent limitations on the data, these limits will be addressed as further analysis proceeds, and the larger project is completed, especially through the collection of additional organizational data, and data on the experiences of individual managers and employees in many of the respondent organisations.

As discussed below, however, these results confirm the survey was completed by a very wide cross section of organisations in Australia and New Zealand – not only an unprecedented number of organisations, but an unprecedented range in terms of sizes (small to large), industries, public sector functions and not-for-profit activities.

Table 3: Public sector / government entities by jurisdiction

Level	Jurisdiction										Total
	Australia									New Zealand	
	New South Wales	Queens-land	Victoria	South Australia	Western Australia	Tasmania	Aust Capital Territory	Northern Territory	Subt		
National	26								26	47	73
State	50	33	33	13	41	12	7	9	198		198
Local	36	21	25	34	20	8	NA	3	147	19	166
Subt	86	54	58	47	61	20	7	12	345		
Total									371	66	437

Table 4: Private and not-for-profit organisations by industry\*

	Health care and social assistance	Financial and insurance services	Manufacturing, wholesale, retail trade	Agriculture, forestry, fishing, mining, construct	Arts, recreation, accomm, food, hospitality	Professional, technical, admin, real estate, info, media services	Education, training	Electric, gas, water, waste services	Transport, postal, warehousing.	Total
Company or business (for profit)	7 5%	54 36%	35 23%	19 13%	6 4%	13 9%	2 1%	9 6%	5 3%	150 100%
Not-for-profit	66 57%	7 6%	0 0%	3 3%	16 14%	8 7%	15 13%	0 0%	0 0%	115 100%
Total	73 28%	61 23%	35 13%	22 8%	22 8%	21 8%	17 6%	9 3%	5 2%	265 100%

\*NB: Including 2 New Zealand private and not-for-profit organisations (1 company/business, 1 not-for-profit); remainder are Australian.

### 3. Key findings

#### Value of the snapshot

The full results of the survey, set out by reference to each question (Q9-Q18) in section 4, support a range of important preliminary findings.

As discussed above, while there are limits to interpretations of representativeness, the survey is the first to systematically compare the reported features of whistleblowing processes across all three sectors (public, private and not-for-profit) and the largest cross-section of organisations known to date to have participated in a single survey of this kind.

The survey has especially fulfilled its aim of providing a clearer basis for the design of the next, main phase of the research (Integrity@WERQ), given its objective of assessing organisational responsiveness to whistleblowing in a more comprehensive manner, across a full spectrum of organisation types and sectors. This includes greater assurance that subsequent research instruments – especially the Workplace Experiences & Relationships Questionnaire (WERQ) – are well-tailored to this wide diversity of organisational types, sizes and contexts.

Irrespective of any aggregate positive or negative skew, the major aim was also achieved of capturing a wide range of organisational processes – including less comprehensive along with more comprehensive processes. For example:

- While most organisations reported having **formal, written procedures or policies** setting out their reporting processes (Q24), 10.7% of organisations **did not**, especially not-for-profit (28.7%) and other smaller organisations (26.2%);
- 22.5% of organisations (especially not-for-profit, 35.6%, and private business, 26.0%) reported that they had **no particular system for recording and tracking wrongdoing concerns**, either at all or unless/until they arise (Q15 c/d); and
- 22.8% of organisations (especially not-for-profit, 33.9%, and private business, 32.7%) currently had **no specific support strategy, program or process** for delivering support and protection to staff who raise wrongdoing concerns (Q21 c).

These and other results confirm the survey successfully captured not only a wide cross-section of organisations, but organisations with a wide range of experiences with respect to the presence or absence of different whistleblowing processes.

While the results help document and compare the important efforts that many organisations are placing on processes for encouraging employees to report wrongdoing, they also point to common areas of weakness or challenge, to form the focus of the next stage of research as well as law reform.

#### Strong efforts

The vast bulk of organisations who responded to the survey reported a wide range of processes for encouraging and responding to wrongdoing concerns from staff. As already indicated, 89.3% of all organisations indicated they had **formal, written whistleblowing procedures or policies** setting out these processes.

There was nevertheless significant variation, with 95.2% of public sector organisations indicating written policies or procedures, and 86.0% of private businesses, but only 71.3%

of not-for-profit organisations (Q24). Not-for-profit organisations were twice as likely as businesses *not* to have written procedures; with businesses themselves three times as likely as public sector organisations, not to have procedures.

Among processes for responding to wrongdoing concerns, 90% of organisations reported they had processes for **ensuring appropriate investigations or management actions** were undertaken (Q16 c). This result again varied between public sector organisations (93.4%), and business and not-for-profit organisations (84.7% and 84.3% respectively).

Almost a tenth (9.6%) of not-for-profits, 6.0% of businesses and 1.6% of public sector organisations admitted to having **no processes whatsoever** for responding to wrongdoing concerns (Q16 g) – underscoring the diversity of the responses.

When it came to the **types of wrongdoing** about which organisations encouraged or required their staff to report their concerns (Q10), there was higher than expected similarity between the public and private sectors with regard to both:

- the **nature** of the wrongdoing types, and
- the **range** of wrongdoing types with which processes were concerned.

Between 86.7% and 97.3% of private business identified six of the major categories of wrongdoing offered by the survey, as ones that ‘staff can or should report’. These categories included fraud or theft; corruption; abuse or mistreatment of clients, customers or the public; and dangers to public health, safety and or the environment (Q10).

This result corresponds strongly with public sector organisations, between 89.9% and 99.1% of which identified the same categories. Not-for-profit organisations identified these categories as relevant in between 72.2% and 88.6% of cases.

The greatest difference was the extent to which organisations identified ‘waste or mismanagement of resources’ as something staff could or should report (83.5% of public organisations, but only 62.7% of private organisations and 55.7% of not-for-profits: Q10 d). ‘Defective, negligent or improper decisions’ were a somewhat more uniform if lesser focus of all processes (79.2% public, 72.0% private, 60% not-for-profit: Q10 e).

These results have implications for **law reform** – in particular, whether new whistleblowing requirements are legislated comprehensively, for staff reporting across a wide spectrum of wrongdoing concerns, or separately in different areas of regulation. The results indicate most businesses encourage reporting across a wide range of concerns, not simply industry- or organisation-specific concerns, and would be best supported by a comprehensive approach, as currently occurs in the public sector.

The bulk of organisations (82.9%) indicated they had different processes in place for responding to wider wrongdoing concerns such as fraud, theft, corruption, negligence or dangers to public health or safety, from their normal processes for responding to **workplace grievances** (Q9).

However, 14.2% of all organisations either only had workplace grievance processes or used those processes to respond to all wrongdoing concerns – rising to 24.6% of private business and 33.9% of not-for-profits (Q9, a&b). Further, 17% of all organisations indicated that although they had different processes, their workplace grievance processes were more comprehensive than their wider wrongdoing processes (Q28a).

This suggests that, in fact, 31.2% of all organisations, including 37.3% of private business and 56.5% of not-for-profits, are either relying only on their normal grievance processes to manage whistleblowing, or in their own view may be relying on comparatively weak processes.

As is already clear, wrongdoing processes were generally least comprehensive among **not-for-profit organisations**, and most comprehensive among **public organisations**, with private business falling in between.

However, it is important to note that in almost all Australian jurisdictions, all public agencies are now subject to specific legislative requirements for public interest disclosure procedures – unlike other sectors. To that extent, there remain questions why results for public agencies are not higher, with many results still indicating significant relative shortcomings in implementation of these requirements.

It is also important to note that **small size** (100 or fewer employees) is frequently the main predictor of less comprehensive processes.

While 43.4% of the 191 small organisations in the study are from the public sector, 29.8% of them are from the not-for-profit sector, as against 26.7% coming from the private sector (Table 1). Most importantly, half (49.6%) of all not-for-profit organisations in the study are small, compared with a fifth of public organisations and a third of private business.

Consequently, it is clear that many of the comparatively poorer results in the non-for-profit sector relate to the capacity challenges associated with small size. At the same time, size is clearly not always the only factor.

## Training and awareness

While the vast majority of organisations had reporting processes in place, the results confirm that the extent and degree to which these are embedded in organisational practice is a different and often open question.

Almost all (98.1%) of organisations use one or more **conventional, formal mechanisms for making staff aware** of their reporting processes, such as information at induction, their code of conduct, or access to published procedures (Q25 a-d).

Position descriptions or employment contracts (Q25 e) are also used according to 37.2% of organisations, especially not-for-profit organisations (42.6%) – perhaps reflecting the prominence of mandatory reporting procedures (e.g. child protection) in these contexts.

By comparison, far fewer organisations reinforce these processes through **direct communication** between management and staff (Q25 j, h, i, k). The least frequently used mechanisms were advice from each manager to their own staff (28.1% of organisations) and individual personal communication by the CEO with their staff (20.8%), with private business the weakest in each case (20.0% and 18.7% respectively).

Less than two-thirds of organisations make staff aware of their reporting processes through **general training** (61.7%), and only half through any **specific training** (48.6%) (Q25 f/g).

The limited use of **specialised training** especially varies by sector and size. Seventeen per cent of organisations responded that they give *all staff* specialised training (Q26 a), highest among private businesses (22.7%) and medium-sized organisations (21.9%).

The most likely to receive training are select specialist staff, who receive it in 52.0% of all organisations, but mostly in the public sector (62.0%) rather than the private (36.7%) or not-for-profit sectors (33.9%: Q26 d).

In all, 24.4% of organisations responded that **no staff** currently receive any specialised training, especially in the not-for-profit (35.7%) and private (32.7%) sectors, compared with the public sector (18.5%: Q26 e). This result further highlights the challenge of

actually implementing good processes, given the known difficulties and complexities of dealing effectively with whistleblowing concerns. It is unclear how these organisations can be confident in their ability to fulfil the commitments in their policies.

Two-thirds of all organisations (65.5%) reported providing all staff with **advice on their rights and responsibilities** if they raise wrongdoing concerns, as a matter of routine. However, this means that in a large proportion of organisations (29.1%), staff are either never provided with this advice, or only provided with it once they raise their concerns – including 27.5% of public sector organisations, 30% of private business, and 33.9% of not-for-profits (Q 17 b&c).

There was also a significant relationship between training and more general advice provision. In all categories – i.e. all classes and sizes – organisations that provided no specialist training to any staff were also less likely to provide any or proactive advice to individual staff on their rights and responsibilities if they reported. In other words, lack of training was not being compensated for by more general advice provision, or vice versa. These results underscore the extent to which implementation of good reporting processes remains a significant challenge across all types, with some organisations making comprehensive efforts but others lacking key processes across the board.

## Reporting and response channels

All organisations identified at least one way in which wrongdoing concerns could be raised in their organisation, such as in person or by general email; and 97.4% indicated at least two such ways (Q12).

**Dedicated telephone hotlines, or email/online dropboxes** were less prevalent than expected. Only 43.0% of organisations reported having either or both of these dedicated channels, particularly private business (52.3%) and large organisations (73.2%). In all, 37.9% of all organisations provided a dedicated email or online dropbox (43.3% of private business), and 27.1% provided a dedicated hotline (46.7% of private business) (Q12).

These results emphasise the importance of normal, informal communication channels for reporting, especially in medium and small organisations – but may also indicate greater scope for the use of dedicated channels across a wide range.

There were differences in **the persons or points** to whom staff may report wrongdoing concerns (Fig 1). Almost all (99.0%) of organisations identified senior management or the CEO and/or immediate supervisors as persons with whom staff could raise concerns (Q14 a/b), confirming the importance of normal organisational responsibilities and channels.

For external options, however, there were major differences between sectors – with a clear relationship with the different legislative or regulatory arrangements present for different sectors, along with possible differences in context and culture:

- If necessary, **external ombudsmen, integrity or regulatory agencies** were identified as another available reporting channel by 94.7% of public organisations, but only 55.7% of not-for-profits and 44.7% of private business (Q14 i);
- The **media/journalists** were identified as available 'if necessary' by 23.8% of public organisations, but only 5.2% of not-for-profits and 4.0% of private business (Q14 k).

As expected, **boards or audit committees** were more likely to be identified as whistleblowing recipients by not-for-profits (62.6%) or private organisations (59.3%), than by public sector organisations (49.0%).

Figure 1. **With whom are staff and others in your organisation allowed to raise wrongdoing concerns? (Q14)**

Percentage of organisations selecting as available.

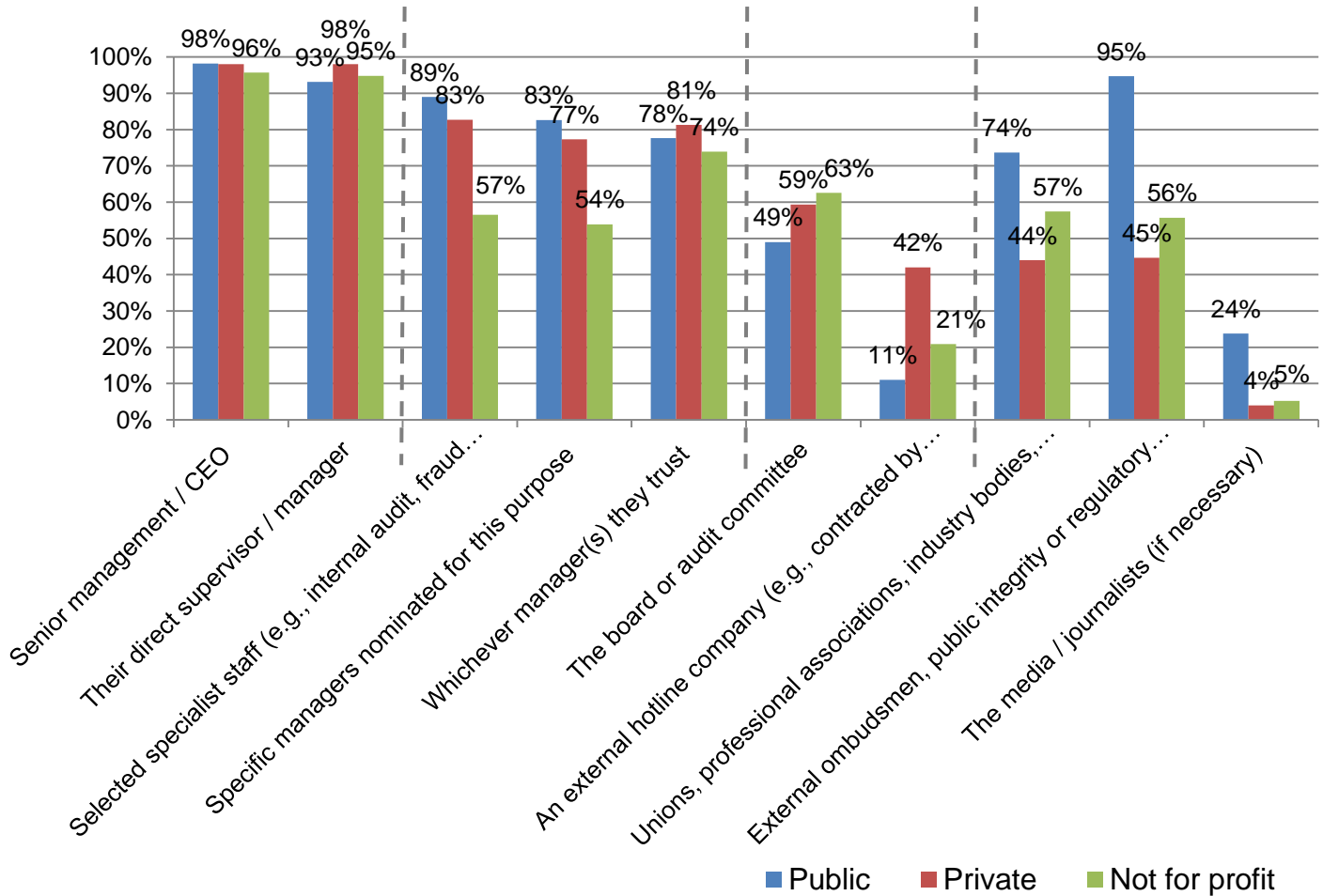
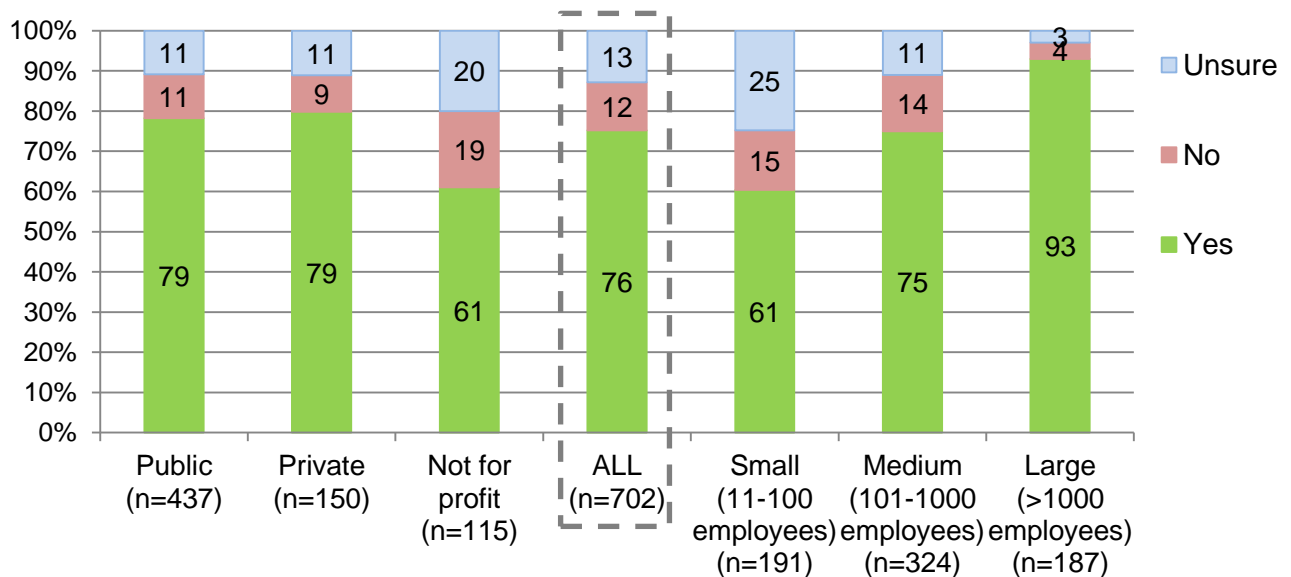


Figure 2. **Does your organisation accept anonymous concerns – ... without requiring staff members to identify themselves? (Q13)**





Public sector (89.0%) and private organisations (82.7%) were more likely to identify **specialist governance staff** (internal audit, human resources etc) as an available reporting channel than not-for-profits (56.5%) (Q14 e). Similarly, public sector (82.6%) and private organisations (77.3%) were more likely to identify that **specific managers** had been nominated as reporting points, than not-for-profits (53.9%); and not-for-profits were the least likely to identify that staff could raise wrongdoing concerns with **whichever managers they trust** (73.9%) (Q14 d).

Overall, these results highlight the challenges for not-for-profit and business organisations resulting from fewer recognised options for wrongdoing reporting, than in the public sector, which are outside the existing management chain.

Significantly, 75.8% of organisations, including 79.3% of private business, accept **anonymous** wrongdoing concerns – i.e. ‘receive and act on concerns without requiring staff members to identify themselves’ (Q13, Fig 2). This was especially true of large organisations (92.5%) where anonymity is more feasible, as against small organisations (60.7%). Not-for-profits were least likely to accept anonymous concerns (60.9%).

This has implications for law reform. Currently most if not all legislative protections for public sector whistleblowing apply to anonymous concerns (e.g. if the reporter is later identified), but private sector protections such as Part 9.4AAA of the *Corporations Act 2001* (Cth) require the reporter to first identify themselves. These results suggest such restrictions are widely out of step with corporate practices and preferences.

As already noted, 22.5% of organisations (especially not-for-profit organisations, 35.6%, and small organisations, 37.1%) reported that they had no particular system in place for **recording and tracking** the wrongdoing concerns raised (either at all, or unless or until they were raised) (Q15 c/d). Among the remainder, there were significant differences by sector and size as to when they rely on specialist staff (e.g. internal audit, ethical standards, human resources) for this function, or on management in general.

While 65.4% of public sector organisations (and 75.9% of large organisations) rely on **specialist staff** to record and track their wrongdoing concerns, this was the case in 51.3% of private business (only 16.7% of which had a system where every manager was meant to record such issues) and in only 28.7% of not-for-profits (where, in 31.3% of cases, reliance was on **every manager** to record such issues) (Q15 a/b).

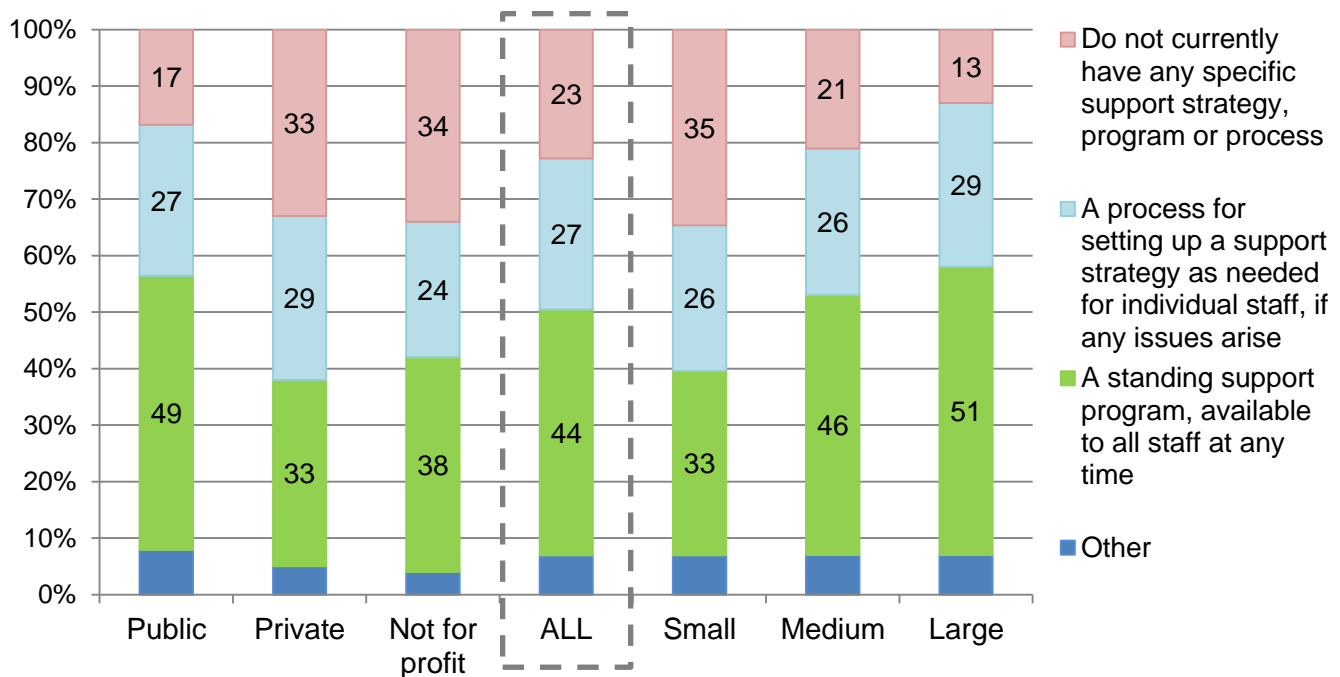
## Support and protection

As noted in Section 1, prior public sector research indicates that while organisations may have processes which encourage and facilitate staff reporting of wrongdoing, and deal with alleged wrongdoing, often the weakest elements have been mechanisms for protection and support of the staff who report.

These results indicate that this broad challenge remains in the public sector, and is also present to a high level in the private and non-for-profit sectors – even among respondent organisations placing a high priority on reporting processes. Significantly lower proportions of organisations had specific processes or programs for supporting staff who report, than had processes for investigating or dealing with the concerns raised.

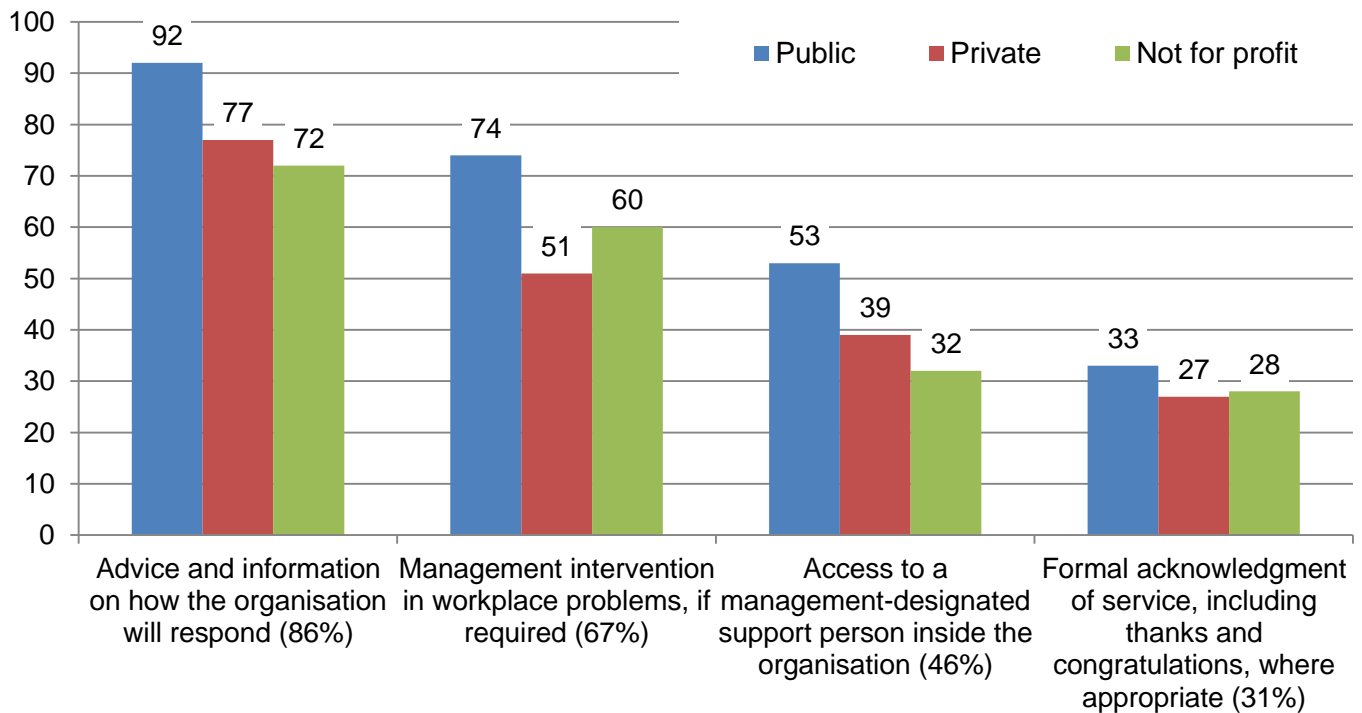
In particular, 22.8% of all organisations, and especially 32.7% of businesses and 33.9% of not-for-profits, currently had **no specific strategy, program or process for delivering support and protection** to staff who raise concerns (Q21 c, Fig 3). Another 26.8% of organisations (including 29.3% of private business and 29.4% of large organisations) relied on setting up such a strategy as needed, rather than having any standing support program (Q21 b) (a total of 62.0% of private business, and 49.6% of all organisations).

**Figure 3. Does your organisation have a strategy, or program, for delivering support and protection to staff who raise concerns about wrongdoing? (Q21)**



**Figure 4. What types of support are available for staff who raise wrongdoing concerns in your organisations? (Q22)**

As many as apply. (Select options shown only.)



While only 3.8% of organisations (including 8.7% of not for profits) indicated that they provided **no types of support** for staff who raise wrongdoing concerns, most support is either informational or generalised (e.g. standard support available to any staff with problems) (Fig 4). Specific support relating to reporting is most often limited or reactive:

- Less than a third of organisations (31.2%) provide formal acknowledgement of service such as **thanks or congratulations** where appropriate – including only 27.3% of business and 27.8% of not-for-profits (Q22j).
- Less than half of organisations (46.2%) provide **access to a management-designated support person** inside the organisation, in advance or irrespective of any problems arising – including only 39.3% of private business and 32.2% of not-for-profits (Q22 d).
- Only two thirds of organisations (66.8%) provide management intervention in workplace problems, if required; with this falling to **only 60% of not-for-profits** and **50.7% of private business** (Q22 h).

Where staff experience reprisals, conflicts, stress or other detrimental impacts for reporting, a substantial proportion of organisations report having no or limited processes for seeking a resolution. The most common responses were management intervention to stop the problem (rising to 77.2% of all organisations) and disciplinary action against the persons responsible for the problems (74.4% of organisations) (Q23 c,d; Fig 5).

However, if such reprisals or other detrimental impacts occur:

- Fifteen percent of organisations, including 19.3% of business and 24.3% of not-for-profits, admitted to having **no particular processes** for seeking a resolution to any problems that could arise – especially small organisations (24.6%) (Q23 g); and
- Only 16.4% of organisations reported having **mechanisms for ensuring adequate compensation or restitution** for the whistleblower – including 17.3% of business, 16.9% of public sector organisations, and 13% of not-for-profits (Q23a).

This means that more than 80% of organisations have no such mechanisms. This is largely irrespective not only of sector, but of size – it is true for 89% of small organisations, but also for more than three-quarters (77%) of large organisations.

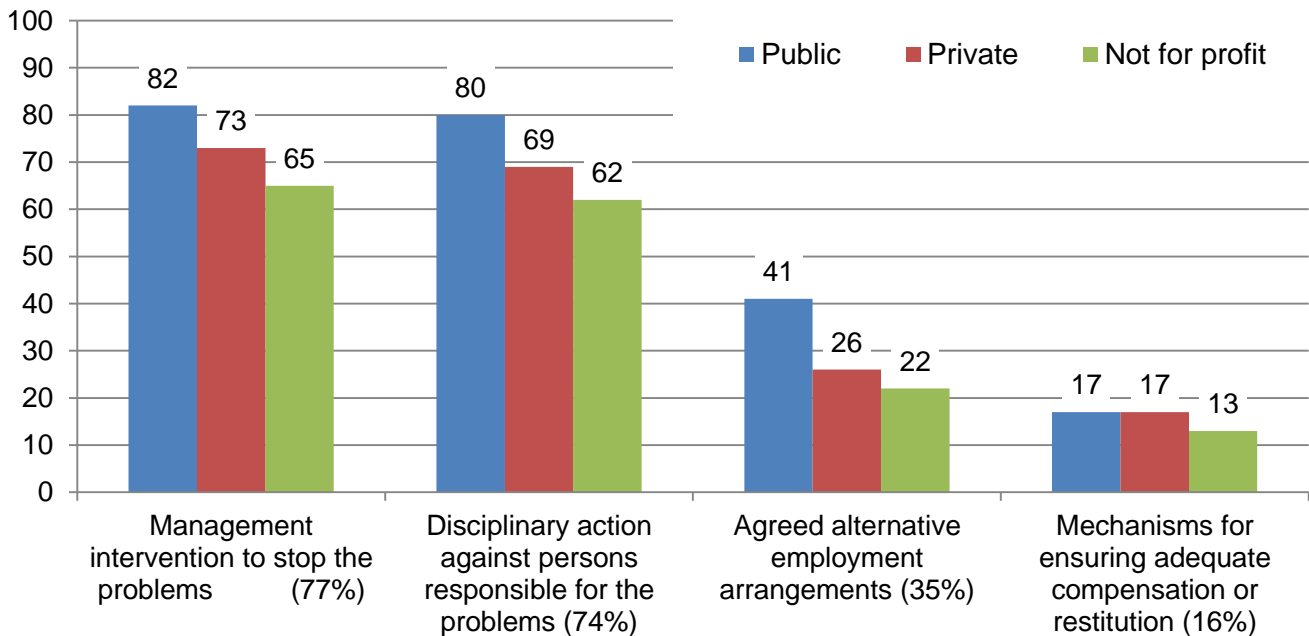
While these results confirm significant challenges and gaps, the data indicate where some of these may relate more to issues of capacity, process and knowledge than lack of will.

For example:

- While 84.6% of organisations reported having processes for **assessing concerns to ensure they are dealt with by the most appropriate people** in the organisation (Q16 a), a much lower proportion (70.9%) reported having processes for then also **coordinating the responses to concerns**, where different aspects are being dealt with by different people (Q16 b), even though both challenges are known to be key sources of problems giving rise to detrimental impacts (stress, unmanaged conflict or reprisals) for staff who raise wrongdoing concerns;
- In all categories of sector and size ( $r$  ranging from .210 to .276,  $p < .001$ ), whether access to management-designated support was provided (Q22d above) was positively and significantly correlated with whether or not the organisation had an organised or standing support program, rather than an ad hoc or no program.

**Figure 5. Where staff experience issues (e.g., reprisals, workplace conflicts, stress or other detrimental impacts) after raising wrongdoing concerns, what processes does your organisation have for seeking a resolution? (Q23)**

As many as apply. (Select options shown only.)



**Table 5: Relationship between documented risk assessment processes (Q18a) and management-designated support / intervention (Q22d/h) (n=537 organisations)**

Organisations		Relation between documented risk assessment and		
Sector/size	Number	Access to management-designated support person	Management intervention in workplace problems if required	Both
Public	364	.198**	.125*	.213**
Private	96	.138	.090	.148
Not for profit	77	.191	.028	.144
Small	129	.071	.102	.120
Medium	247	.269**	.157*	.272**
Large	161	.164*	.020	.139
All	537	.179**	.095*	.179**

Relationship significant at a level of \*  $p < .05$  / \*\*  $p < .001$ .

Further, over a third of organisations (37.7%), including half of businesses and not-for-profits (48.7% and 51.3% respectively), indicated they **did not assess the risks of detrimental impacts** that staff might experience from raising wrongdoing concerns, either at all or until after any actual conflicts or problems began to arise (Q18 b&c).

While 56.4% of organisations indicated that they *did* begin assessing the risks at an earlier stage, in only 36.2% of all organisations were these also usually documented (40.5% of public, 30% of private business and 19.1% of not-for-profits: Q18a a/b). These results leave room for doubt over whether risks are adequately assessed in over 60% of organisations (59.5% of public, 70% of private business and 80.9% of not-for-profits).

There was no relationship between the nature of an organisation's support program (standing, reactive or absent) and whether or not an organisation routinely conducted (and documented) assessment of the risks of problems when staff reported.

However, as shown in Table 5, there were significant correlations between whether an organisation conducted and documented such risk assessments, and whether it also then offered access to management-designated support (Q22 d) and/or management intervention in the event of problems (Q22 h) – particularly in medium-sized and public sector organisations, being those in which such assessment is more likely to occur.

These results thus point to immediate areas where apparent weaknesses in processes may be addressed by clearer identification of successful practice and improvements in knowledge and guidance. At the same time, other gaps, such as the lack of processes for seeking adequate resolutions in cases of detrimental impact, may require a combination of stronger management commitment and regulatory reform.

## 4. Conclusions and next stage

The response to the WWTW2 Survey of Organisational Processes and Procedures confirms the strong efforts that many public, private and not-for-profit organisations are making towards whistleblower protection, and affirms the central role that whistleblowing plays in integrity and good governance systems across the sectors.

Many results nevertheless indicate that even when trying hard to encourage their staff to report, too many organisations lack the specific guidance and incentives they need to realise their own goals of actual protection.

Some apparent weaknesses may be addressed by clearer identification of successful practice and improvements in knowledge and guidance. The continuing research, through the main Integrity@WERQ phase of the WWTW2 project, is aimed at identifying more clearly whether this is the case, and which organisational processes and management systems contribute to the best outcomes for both employees and organisations.

In particular, the results confirm the value of a stronger conceptual and policy framework for assessing the adequacy of support processes for staff who raise public interest wrongdoing concerns, including the extent of organisational efforts and capacities in:

1. Reprisal / detriment risk assessment
2. Support provision
3. Proactive management intervention
4. Reactive management intervention, and
5. Remediation.

Other gaps – such as the lack of processes for seeking adequate resolutions in cases of detrimental impact – may require a combination of stronger management commitment and regulatory reform.

Although most Australian governments have recently modernised their whistleblowing regimes, such results point to a need for further reform and stronger oversight even in the public sector. They also confirm that for the private and not-for-profit sectors, a well-informed legislative overhaul is especially overdue.

Along with further analysis of these data, results from the Integrity@WERQ phase of the research are expected from mid-2017. Organisations wishing to participate in this or future phases of Integrity@WERQ are encouraged to contact the project team.

## 5. Full results by sector and organisation size

Q9. Some organisations have one process for responding to all types of staff concerns. Others have separate processes for responding to workplace grievances on the one hand, and for responding to wider wrongdoing concerns such as suspected fraud, theft, corruption, negligence or dangers to public health or safety, on the other hand. Which best describes your organisation's approach?

		Public	Private	Not For Profit	Small (11-100)	Medium (101-1000)	Large (>1000)	Total
c.	We have different processes for responding to workplace grievances, and for responding to wider wrongdoing concerns	405 92.6%	105 70.0%	72 62.6%	123 64.3%	291 89.8%	168 89.8%	582 82.9%
b.	We use our workplace grievance process to respond to all wrongdoing concerns	15 3.4%	25 16.6%	26 22.6%	40 20.9%	17 5.2%	9 4.8%	66 9.4%
a.	We only have a process for responding to workplace grievances	9 2.1%	12 8.0%	13 11.3%	20 10.4%	11 3.3%	3 1.6%	34 4.8%
d.	Other	8 1.8%	8 5.3%	4 3.4%	8 4.2%	5 1.5%	7 3.7%	20 2.8%
Total		437 100%	150 100%	115 100%	191 100%	324 100%	187 100%	702 100%

Q28a. (if c to Q9). Please compare your organisation's process for responding to workplace grievances, with the processes that you have outlined earlier for responding to wider wrongdoing concerns. Which of the following statements best describes your organisation's approach?

c.	The processes are different but <b>equally</b> comprehensive	307 75.8%	73 69.5%	40 55.6%	89 72.4%	198 68.0%	133 79.2%	420 72.2%
a.	Our organisation's workplace grievance processes are <b>more</b> comprehensive than our processes for responding to wider wrongdoing concerns	74 18.3%	19 18.1%	26 36.1%	25 20.3%	69 23.7%	25 14.9%	119 20.4%
b.	Our organisation's workplace grievance processes are <b>less</b> comprehensive than our processes for responding to wider wrongdoing concerns	24 5.9%	13 12.4%	6 8.3%	9 7.3%	24 8.2%	10 6.0%	43 7.4%
Total		405 100.0%	104 100.0%	72 100.0%	122 100.0%	291 100.0%	168 100.0%	581 100%

**Q10. Does your organisation encourage or require staff to report concerns about the following types of wrongdoing?**

Percentage responding: 'Yes, identified as something staff can or should report' (more than one response allowed)

		Public	Private	Not For Profit	Small (11-100)	Medium (101-1000)	Large (>1000)	Total
a.	Fraud or theft	433	146	102	178	318	185	681
		<b>99.0%</b>	<b>97.3%</b>	<b>88.6%</b>	<b>93.1%</b>	<b>98.1%</b>	<b>98.9%</b>	<b>97.0%</b>
c.	Conflicts of interest	433	138	101	175	314	183	672
		<b>99.1%</b>	<b>92.0%</b>	<b>87.8%</b>	<b>91.6%</b>	<b>96.9%</b>	<b>97.9%</b>	<b>95.7%</b>
f.	Misuse of information, including unauthorised access or release	423	138	94	168	306	181	655
		<b>96.8%</b>	<b>92.0%</b>	<b>81.7%</b>	<b>88.0%</b>	<b>94.4%</b>	<b>96.8%</b>	<b>93.3%</b>
b.	Corruption (including bribery or favouritism)	428	138	83	156	310	183	649
		<b>97.9%</b>	<b>92.0%</b>	<b>72.2%</b>	<b>81.7%</b>	<b>95.7%</b>	<b>97.9%</b>	<b>92.5%</b>
g.	Abuse or mistreatment of clients, customers, or the public	393	130	99	162	289	171	622
		<b>89.9%</b>	<b>86.7%</b>	<b>86.1%</b>	<b>84.8%</b>	<b>89.2%</b>	<b>91.4%</b>	<b>88.6%</b>
h.	Dangers to public health, safety or the environment, including unsafe products or services	400	130	89	158	290	171	619
		<b>91.5%</b>	<b>86.7%</b>	<b>77.4%</b>	<b>82.7%</b>	<b>89.5%</b>	<b>91.4%</b>	<b>88.2%</b>
i.	Perverting justice or accountability (including covering up other wrongdoing)	402	122	77	149	279	173	601
		<b>92.0%</b>	<b>81.3%</b>	<b>67.0%</b>	<b>78.0%</b>	<b>86.1%</b>	<b>92.5%</b>	<b>85.6%</b>
d.	Waste or mismanagement of resources	365	94	64	125	243	155	523
		<b>83.5%</b>	<b>62.7%</b>	<b>55.7%</b>	<b>65.4%</b>	<b>75.0%</b>	<b>82.9%</b>	<b>74.5%</b>
e.	Defective, negligent or improper decisions (including unrectified mistakes)	346	108	69	128	247	148	523
		<b>79.2%</b>	<b>72.0%</b>	<b>60.0%</b>	<b>67.0%</b>	<b>76.2%</b>	<b>79.1%</b>	<b>74.5%</b>
Total		437	150	115	191	324	187	702



**Q11. Who is able to raise concerns about these types of wrongdoing, under your organisation's processes?**

Percentage responding 'Yes' (more than one response allowed)

		Public	Private	Not For Profit	Small (11-100)	Medium (101-1000)	Large (>1000)	Total
a.	Permanent and / or full-time employees	436	149	109	185	324	185	694
		<b>99.8%</b>	<b>99.3%</b>	<b>94.8%</b>	<b>96.9%</b>	<b>100%</b>	<b>98.9%</b>	<b>99.4%</b>
b.	Part-time employees	435	147	108	183	322	185	690
		<b>99.5%</b>	<b>98.0%</b>	<b>93.9%</b>	<b>95.8%</b>	<b>99.4%</b>	<b>98.9%</b>	<b>99.0%</b>
c.	Casual employees	421	140	105	172	315	178	666
		<b>96.3%</b>	<b>93.3%</b>	<b>91.3%</b>	<b>90.1%</b>	<b>97.2%</b>	<b>95.2%</b>	<b>95.7%</b>
e.	Consultants, contractors, and / or sub-contractors	396	121	85	151	276	175	602
		<b>90.6%</b>	<b>80.7%</b>	<b>73.9%</b>	<b>79.1%</b>	<b>85.2%</b>	<b>93.6%</b>	<b>86.9%</b>
g.	Clients or other members of the public	392	112	91	153	273	169	595
		<b>89.7%</b>	<b>74.7%</b>	<b>79.1%</b>	<b>80.1%</b>	<b>84.3%</b>	<b>90.4%</b>	<b>85.8%</b>
f.	Employees of contractors and / or sub-contractors	365	102	71	129	244	165	538
		<b>83.5%</b>	<b>68.0%</b>	<b>61.7%</b>	<b>67.5%</b>	<b>75.3%</b>	<b>88.2%</b>	<b>78.0%</b>
d.	Volunteers	323	56	87	104	220	142	466
		<b>73.9%</b>	<b>37.3%</b>	<b>75.7%</b>	<b>54.5%</b>	<b>67.9%</b>	<b>75.9%</b>	<b>67.9%</b>
Total		437	150	115	191	324	187	702

Q12. How can these concerns about wrongdoing be raised in your organisation? Percentage responding 'Yes' (more than one response allowed)

		Public	Private	Not For Profit	Small (11-100)	Medium (101-1000)	Large (>1000)	Total
b.	In writing or by general email	429 <b>98.2%</b>	142 <b>94.7%</b>	109 <b>94.8%</b>	182 <b>95.3%</b>	317 <b>97.8%</b>	181 <b>96.8%</b>	680 <b>96.9%</b>
a.	In person	424 <b>97.0%</b>	146 <b>97.3%</b>	108 <b>93.9%</b>	185 <b>96.9%</b>	310 <b>95.7%</b>	183 <b>97.9%</b>	678 <b>96.5%</b>
c.	Via the general phone system	372 <b>85.1%</b>	108 <b>72.0%</b>	84 <b>73.0%</b>	140 <b>73.3%</b>	266 <b>82.1%</b>	158 <b>84.5%</b>	564 <b>80.3%</b>
e.	Via a dedicated email or online dropbox	167 <b>38.2%</b>	65 <b>43.3%</b>	34 <b>29.6%</b>	40 <b>20.9%</b>	105 <b>32.4%</b>	121 <b>64.7%</b>	266 <b>37.9%</b>
d.	Via a dedicated telephone hotline	100 <b>22.9%</b>	70 <b>46.7%</b>	20 <b>17.4%</b>	25 <b>13.1%</b>	58 <b>17.9%</b>	107 <b>57.2%</b>	190 <b>27.1%</b>
	<i>Either of the above (e/d)</i>	181 <b>41.4%</b>	80 <b>52.3%</b>	41 <b>35.6%</b>	46 <b>24.0%</b>	119 <b>36.7%</b>	137 <b>73.2%</b>	302 <b>43.0%</b>
f.	Other	74 <b>16.9%</b>	30 <b>20.0%</b>	26 <b>22.6%</b>	34 <b>17.8%</b>	54 <b>16.7%</b>	42 <b>22.5%</b>	130 <b>18.5%</b>
Total		437	150	115	191	324	187	702

Q13. Does your organisation accept anonymous concerns – in other words, receive and act on concerns without requiring staff members to identify themselves?

a.	Yes	343 <b>78.5%</b>	119 <b>79.3%</b>	70 <b>60.9%</b>	116 <b>60.7%</b>	243 <b>75.0%</b>	173 <b>92.5%</b>	532 <b>75.8%</b>
b.	No	46 <b>10.5%</b>	14 <b>9.3%</b>	22 <b>19.1%</b>	28 <b>14.7%</b>	46 <b>14.2%</b>	8 <b>4.3%</b>	82 <b>11.7%</b>
c.	Unsure / Information not available	48 <b>11.0%</b>	17 <b>11.3%</b>	23 <b>20.0%</b>	47 <b>24.6%</b>	35 <b>10.8%</b>	6 <b>3.2%</b>	88 <b>12.5%</b>
Total		437 <b>100%</b>	150 <b>100%</b>	115 <b>100%</b>	191 <b>100%</b>	324 <b>100%</b>	187 <b>100%</b>	702 <b>100%</b>

Q14. With whom are staff and others in your organisation allowed to raise wrongdoing concerns? Percentage responding 'Yes'.

		Public	Private	Not For Profit	Small (11-100)	Medium (101-1000)	Large (>1000)	Total
b.	Senior management / CEO	429 <b>98.2%</b>	147 <b>98.0%</b>	110 <b>95.7%</b>	187 <b>97.9%</b>	319 <b>98.5%</b>	180 <b>96.3%</b>	686 <b>97.7%</b>
a.	Their direct supervisor / manager	407 <b>93.1%</b>	147 <b>98.0%</b>	109 <b>94.8%</b>	179 <b>93.7%</b>	302 <b>93.2%</b>	182 <b>97.3%</b>	663 <b>94.4%</b>
e.	Selected specialist staff (e.g., internal audit, fraud control, ethical standards, human resources ...)	389 <b>89.0%</b>	124 <b>82.7%</b>	65 <b>56.5%</b>	118 <b>61.8%</b>	286 <b>88.3%</b>	174 <b>93.0%</b>	578 <b>82.3%</b>
d.	Whichever manager(s) they trust	339 <b>77.6%</b>	122 <b>81.3%</b>	85 <b>73.9%</b>	145 <b>75.9%</b>	242 <b>74.7%</b>	159 <b>85.0%</b>	546 <b>77.8%</b>
i.	External ombudsmen, public integrity or regulatory agencies (if necessary)	414 <b>94.7%</b>	67 <b>44.7%</b>	64 <b>55.7%</b>	123 <b>64.4%</b>	265 <b>81.8%</b>	157 <b>84.0%</b>	545 <b>77.6%</b>
c.	Specific managers nominated for this purpose	361 <b>82.6%</b>	116 <b>77.3%</b>	62 <b>53.9%</b>	109 <b>57.1%</b>	263 <b>81.2%</b>	167 <b>89.3%</b>	539 <b>76.8%</b>
j.	Unions, professional associations, industry bodies, or other external organisations (if necessary)	322 <b>73.7%</b>	66 <b>44.0%</b>	66 <b>57.4%</b>	100 <b>52.4%</b>	219 <b>67.6%</b>	135 <b>72.2%</b>	454 <b>64.7%</b>
f.	The board or audit committee	214 <b>49.0%</b>	89 <b>59.3%</b>	72 <b>62.6%</b>	103 <b>53.9%</b>	167 <b>51.5%</b>	105 <b>56.1%</b>	375 <b>53.4%</b>
g.	An external hotline company (e.g., contracted by the organisation)	48 <b>11.0%</b>	63 <b>42.0%</b>	24 <b>20.9%</b>	17 <b>8.9%</b>	49 <b>15.1%</b>	69 <b>36.9%</b>	135 <b>19.3%</b>
k.	The media / journalists (if necessary)	104 <b>23.8%</b>	6 <b>4.0%</b>	6 <b>5.2%</b>	9 <b>4.7%</b>	52 <b>16.0%</b>	55 <b>29.4%</b>	116 <b>16.5%</b>
h.	An independent advice line (e.g., run by a public interest group)	45 <b>10.3%</b>	23 <b>15.3%</b>	9 <b>7.8%</b>	13 <b>6.8%</b>	33 <b>10.2%</b>	31 <b>16.6%</b>	77 <b>11.0%</b>
Total		437	150	115	191	324	187	702

[illegible]

**Q16. Does your organisation have processes for the following?**

Percentage selecting this process (apart from g, more than one response allowed)

		Public	Private	Not For Profit	Small (11-100)	Medium (101-1000)	Large (>1000)	Total
c.	Ensuring appropriate investigations or management actions are undertaken in response to concerns	408 <b>93.4%</b>	127 <b>84.7%</b>	97 <b>84.3%</b>	157 <b>82.2%</b>	300 <b>92.6%</b>	175 <b>93.6%</b>	632 <b>90.0%</b>
d.	Documenting actions and outcomes, including any changes or improvements made as a result of staff concerns	390 <b>89.2%</b>	125 <b>83.3%</b>	88 <b>76.5%</b>	155 <b>81.2%</b>	280 <b>86.4%</b>	168 <b>89.8%</b>	603 <b>85.9%</b>
a.	Assessing concerns to ensure they are dealt with by the most appropriate people in the organisation	389 <b>89.0%</b>	120 <b>80.0%</b>	85 <b>73.9%</b>	140 <b>73.3%</b>	279 <b>86.1%</b>	175 <b>93.6%</b>	594 <b>84.6%</b>
f.	Seeking external professional assistance for investigating or managing wrongdoing concerns	371 <b>84.9%</b>	106 <b>70.7%</b>	73 <b>63.5%</b>	123 <b>64.4%</b>	265 <b>81.8%</b>	162 <b>86.6%</b>	550 <b>78.3%</b>
e.	Referring concerns or reports to independent integrity or regulatory agencies where necessary, or liaising with them on how concerns should be handed	386 <b>88.3%</b>	82 <b>54.7%</b>	63 <b>54.8%</b>	113 <b>59.2%</b>	257 <b>79.3%</b>	161 <b>86.1%</b>	531 <b>75.6%</b>
b.	Coordinating the responses to concerns, where different aspects are being dealt with by different people	329 <b>75.3%</b>	98 <b>65.3%</b>	71 <b>61.7%</b>	109 <b>57.1%</b>	234 <b>72.2%</b>	155 <b>82.9%</b>	498 <b>70.9%</b>
h.	Other	18 <b>4.1%</b>	4 <b>2.7%</b>	7 <b>6.1%</b>	6 <b>3.1%</b>	11 <b>3.4%</b>	12 <b>6.4%</b>	29 <b>4.1%</b>
g.	No, our organisation has none of these processes for dealing with wrongdoing concerns	7 <b>1.6%</b>	9 <b>6.0%</b>	11 <b>9.6%</b>	15 <b>7.9%</b>	9 <b>2.8%</b>	3 <b>1.6%</b>	27 <b>3.8%</b>
Total		437	150	115	191	324	187	702

[illegible]

**Q18. When staff raise wrongdoing concerns, does your organisation assess the risks of any detrimental impacts they may experience? (e.g., stress, workplace conflict, reprisals or other repercussions)**

		Public	Private	Not For Profit	Small (11-100)	Medium (101-1000)	Large (>1000)	Total
a.	Starts assessing the risks against any staff member as soon as they raise a concern	276 63.2%	69 46.0%	51 44.3%	91 47.6%	170 52.5%	135 72.2%	396 56.4%
b.	Assess the risks if and when any actual conflicts or problems begin to arise	90 20.6%	28 18.7%	26 22.6%	39 20.4%	78 24.1%	24 14.4%	144 20.5%
c.	Does not currently have a process for assessing risks	43 9.8%	45 30.0%	33 28.7%	52 27.2%	51 15.7%	18 9.6%	121 17.2%
d.	Other	28 6.4%	8 5.3%	5 4.3%	9 4.7%	25 7.7%	7 3.7%	41 5.8%
Total		437 100%	150 100%	115 100%	191 100%	324 100%	187 100%	701 100%

**Q18a. (If a or b to Q18). Is this risk assessment documented?**

a.	Always	101 27.6%	28 28.9%	29 37.7%	53 40.8%	57 23.0%	48 29.6%	158 29.3%
b.	Usually	110 30.1%	34 35.1%	20 26.0%	42 32.3%	71 28.6%	51 31.5%	164 30.4%
c.	Sometimes	73 19.9%	12 12.4%	15 19.5%	8 6.2%	62 25.0%	30 18.5%	100 18.5%
d.	Rarely or never	30 8.2%	5 5.2%	6 7.8%	5 3.8%	26 10.5%	10 6.2%	41 7.6%
e.	Unsure / information not available	40 10.9%	14 14.4%	7 9.1%	17 13.1%	27 10.9%	17 10.5%	60 11.1%
f.	Other	3.3%	4.1%	0.0%	3.8%	2.0%	3.7%	3.0%
Total		366 100%	96 100%	77 100%	129 100%	248 100%	162 100%	540 100%

**Q19. Who is responsible for addressing any problems, stress, conflicts, or reprisals that might arise for a staff member who has raised wrongdoing concerns?** Percentage selecting each response (apart from g, more than one response allowed)

		Public	Private	Not For Profit	Small (11-100)	Medium (101-1000)	Large (>1000)	Total
f.	Other corporate governance staff (e.g., human resources, grievance officers, company secretary...)	345	96	62	97	251	155	503
		<b>78.9%</b>	<b>64.0%</b>	<b>53.9%</b>	<b>50.8%</b>	<b>77.5%</b>	<b>82.9%</b>	<b>71.7%</b>
a.	CEO	275	68	76	144	187	88	419
		<b>62.9%</b>	<b>45.3%</b>	<b>66.1%</b>	<b>75.4%</b>	<b>57.7%</b>	<b>47.1%</b>	<b>59.7%</b>
c.	The direct manager(s) of the staff member who raised the concern	277	63	63	105	182	116	403
		<b>63.4%</b>	<b>42.0%</b>	<b>54.8%</b>	<b>55.0%</b>	<b>56.2%</b>	<b>62.0%</b>	<b>57.4%</b>
b.	All managers	210	53	69	112	137	82	331
		<b>48.1%</b>	<b>35.3%</b>	<b>60.0%</b>	<b>58.6%</b>	<b>42.3%</b>	<b>43.9%</b>	<b>47.2%</b>
d.	Internal investigation staff (e.g., internal audit, fraud control, ethical standards)	202	59	26	45	119	123	287
		<b>46.2%</b>	<b>39.3%</b>	<b>22.6%</b>	<b>23.6%</b>	<b>36.7%</b>	<b>65.8%</b>	<b>40.9%</b>
e.	Whistleblower support unit (if applicable)	64	27	11	9	49	44	102
		<b>14.6%</b>	<b>18.0%</b>	<b>9.6%</b>	<b>4.7%</b>	<b>15.1%</b>	<b>23.5%</b>	<b>14.5%</b>
h.	Other	38	24	12	18	23	33	74
		<b>8.7%</b>	<b>16.0%</b>	<b>10.4%</b>	<b>9.4%</b>	<b>7.1%</b>	<b>17.6%</b>	<b>10.5%</b>
g.	No one currently has direct responsibility for this	11	8	8	8	14	5	27
		<b>2.5%</b>	<b>5.3%</b>	<b>7.0%</b>	<b>4.2%</b>	<b>4.3%</b>	<b>2.7%</b>	<b>3.8%</b>
Total		437	150	115	191	324	187	702



**Q20. How does your organisation manage issues of confidentiality when staff raise wrongdoing concerns? Our organisation has processes for:**  
Percentage selecting each response (apart from e, more than one response allowed)

		Public	Private	Not For Profit	Small (11-100)	Medium (101-1000)	Large (>1000)	Total
a.	Keeping the identity of staff who raise concerns as confidentiality as possible	420 <b>96.1%</b>	133 <b>88.7%</b>	96 <b>83.5%</b>	163 <b>85.3%</b>	302 <b>93.2%</b>	184 <b>98.4%</b>	649 <b>92.5%</b>
c.	Maintaining the confidentiality of any persons against whom concerns have been raised	361 <b>82.6%</b>	108 <b>72.0%</b>	72 <b>62.6%</b>	126 <b>66.0%</b>	252 <b>77.8%</b>	163 <b>87.2%</b>	541 <b>77.1%</b>
d.	Helping managers and staff deal with situations where confidentiality is impossible or unlikely to be maintained	305 <b>69.8%</b>	80 <b>53.3%</b>	58 <b>50.4%</b>	101 <b>52.9%</b>	199 <b>61.4%</b>	143 <b>76.5%</b>	443 <b>63.1%</b>
b.	Consulting with staff about any action that could identify them, including to external agencies	289 <b>66.1%</b>	62 <b>41.3%</b>	55 <b>47.8%</b>	83 <b>43.5%</b>	188 <b>58.0%</b>	135 <b>72.2%</b>	406 <b>57.8%</b>
e.	No, our organisation does not have any of the above processes for managing issues of confidentiality	8 <b>1.8%</b>	10 <b>6.7%</b>	15 <b>13.0%</b>	18 <b>9.4%</b>	14 <b>4.3%</b>	1 <b>0.5%</b>	33 <b>4.7%</b>
f.	Other	19 <b>4.3%</b>	7 <b>4.7%</b>	6 <b>5.2%</b>	12 <b>6.3%</b>	12 <b>3.7%</b>	8 <b>4.3%</b>	32 <b>4.6%</b>
Total		437	150	115	191	324	187	702

[illegible]

**Q22. What types of support are available for staff who raise wrongdoing concerns in your organisations?** Percentage selecting as available.

		Public	Private	Not For Profit	Small	Medium	Large	Total
a.	Advice and information on how the organisation will respond	402 <b>92.0%</b>	116 <b>77.3%</b>	83 <b>72.2%</b>	151 <b>79.1%</b>	278 <b>85.8%</b>	172 <b>92.0%</b>	601 <b>85.6%</b>
f.	Access to external employee support services (e.g., Employee Assistance Programs)	397 <b>90.8%</b>	101 <b>67.3%</b>	78 <b>67.8%</b>	117 <b>61.3%</b>	285 <b>88.0%</b>	174 <b>93.0%</b>	576 <b>82.1%</b>
c.	Advice about outcomes, including any actions taken, benefits or changes made	353 <b>80.8%</b>	100 <b>66.7%</b>	70 <b>60.9%</b>	128 <b>67.0%</b>	246 <b>75.9%</b>	149 <b>79.7%</b>	523 <b>74.5%</b>
h.	Management intervention in workplace problems, if required	324 <b>74.1%</b>	76 <b>50.7%</b>	69 <b>60.0%</b>	100 <b>52.4%</b>	216 <b>66.7%</b>	153 <b>81.8%</b>	469 <b>66.8%</b>
b.	Progress reports on the response	291 <b>66.6%</b>	89 <b>59.3%</b>	64 <b>55.7%</b>	104 <b>54.5%</b>	205 <b>63.3%</b>	133 <b>71.1%</b>	444 <b>63.2%</b>
d.	Access to a management-designated support person inside the organisation	228 <b>52.5%</b>	59 <b>39.3%</b>	37 <b>32.2%</b>	68 <b>35.6%</b>	152 <b>46.9%</b>	104 <b>55.6%</b>	324 <b>46.2%</b>
e.	Access to professional stress management, counselling or legal services	199 <b>45.5%</b>	55 <b>36.7%</b>	40 <b>34.8%</b>	62 <b>32.5%</b>	146 <b>45.1%</b>	86 <b>46.0%</b>	294 <b>41.9%</b>
i.	Physical protection or relocation, if required	204 <b>46.7%</b>	42 <b>28.0%</b>	23 <b>20.0%</b>	38 <b>19.9%</b>	126 <b>38.9%</b>	105 <b>56.1%</b>	269 <b>38.3%</b>
j.	Formal acknowledgment of service, including thanks and congratulations, where appropriate	146 <b>33.4%</b>	41 <b>27.3%</b>	32 <b>27.8%</b>	57 <b>29.8%</b>	90 <b>27.8%</b>	72 <b>38.5%</b>	219 <b>31.2%</b>
g.	Support from external public integrity or regulatory agencies	159 <b>36.4%</b>	17 <b>11.3%</b>	17 <b>14.8%</b>	44 <b>23.0%</b>	95 <b>29.3%</b>	54 <b>28.9%</b>	193 <b>27.5%</b>
k.	Rewards or other incentives	26 <b>5.9%</b>	14 <b>9.3%</b>	7 <b>6.1%</b>	9 <b>4.7%</b>	23 <b>7.1%</b>	15 <b>8.0%</b>	47 <b>6.7%</b>
m.	Other	24 <b>5.5%</b>	8 <b>5.3%</b>	5 <b>4.3%</b>	10 <b>5.2%</b>	15 <b>4.6%</b>	12 <b>6.4%</b>	37 <b>5.3%</b>
l.	No particular types of support	9 <b>2.1%</b>	8 <b>5.3%</b>	10 <b>8.7%</b>	15 <b>7.9%</b>	11 <b>3.4%</b>	1 <b>0.5%</b>	27 <b>3.8%</b>
	Total	437	150	115	191	324	187	702

**Q23. Where staff experience issues (e.g., reprisals, workplace conflicts, stress or other detrimental impacts) after raising wrongdoing concerns, what processes does your organisation have for seeking a resolution?**

Percentage selecting this process as one the organisation has (apart from g, more than one response allowed)

		Public	Private	Not For Profit	Small (11-100)	Medium (101-1000)	Large (>1000)	Total
c.	Management intervention to stop the problems	358	109	75	125	253	163	542
		<b>81.9%</b>	<b>72.7%</b>	<b>65.2%</b>	<b>65.4%</b>	<b>78.1%</b>	<b>87.2%</b>	<b>77.2%</b>
d.	Disciplinary action against persons responsible for the problems	348	103	71	114	244	164	522
		<b>79.6%</b>	<b>68.7%</b>	<b>61.7%</b>	<b>59.7%</b>	<b>75.3%</b>	<b>87.7%</b>	<b>74.4%</b>
f.	Follow-up processes for ensuring the staff member's longer term welfare	235	58	48	75	167	98	340
		<b>53.8%</b>	<b>38.7%</b>	<b>41.7%</b>	<b>39.3%</b>	<b>51.5%</b>	<b>52.4%</b>	<b>48.4%</b>
b.	Agreed alternative employment arrangements	180	39	25	33	117	94	244
		<b>41.2%</b>	<b>26.0%</b>	<b>21.7%</b>	<b>17.3%</b>	<b>36.1%</b>	<b>50.3%</b>	<b>34.8%</b>
e.	A process for managers or the organisation to apologise	107	21	27	31	75	49	155
		<b>24.5%</b>	<b>14.0%</b>	<b>23.5%</b>	<b>16.2%</b>	<b>23.1%</b>	<b>26.2%</b>	<b>22.1%</b>
a.	Mechanisms for ensuring adequate compensation or restitution	74	26	15	21	51	43	115
		<b>16.9%</b>	<b>17.3%</b>	<b>13.0%</b>	<b>11.0%</b>	<b>15.7%</b>	<b>23.0%</b>	<b>16.4%</b>
g.	No particular processes for seeking a resolution	48	29	28	47	47	11	105
		<b>11.0%</b>	<b>19.3%</b>	<b>24.3%</b>	<b>24.6%</b>	<b>14.5%</b>	<b>5.9%</b>	<b>15.0%</b>
h.	Other	44	14	11	22	32	15	69
		<b>10.1%</b>	<b>9.3%</b>	<b>9.6%</b>	<b>11.5%</b>	<b>9.9%</b>	<b>8.0%</b>	<b>9.8%</b>
Total		437	150	115	191	324	187	702

**Q24. So far, the questions above have asked about your organisation's processes and practices in general, including informal ones. Does your organisation also have formal, written procedures or policies which set out these processes (e.g., internal reporting procedures, formal whistleblowing policy?)**

		Public	Private	Not For Profit	Small (11-100)	Medium (101-1000)	Large (>1000)	Total
a.	Yes	416	129	82	141	302	184	627
		<b>95.2%</b>	<b>86.0%</b>	<b>71.3%</b>	<b>73.8%</b>	<b>93.2%</b>	<b>98.4%</b>	<b>89.3%</b>
b.	No	21	21	33	50	22	3	75
		<b>4.8%</b>	<b>14.0%</b>	<b>28.7%</b>	<b>26.2%</b>	<b>6.8%</b>	<b>1.6%</b>	<b>10.7%</b>
Total		437	150	115	191	324	187	702
		<b>100%</b>	<b>100%</b>	<b>100%</b>	<b>100%</b>	<b>100%</b>	<b>100%</b>	<b>100%</b>

**Q25. How are staff made aware of your organisation's processes for responding to wrongdoing concerns?**  
Percentage selecting this method as used (apart from m, more than one response allowed)

		Public	Private	Not For Profit	Small (11-100)	Medium (101-1000)	Large (>1000)	Total
d.	Information at induction / recruitment	392	124	92	146	297	165	608
		<b>89.7%</b>	<b>82.7%</b>	<b>80.0%</b>	<b>76.4%</b>	<b>91.7%</b>	<b>88.2%</b>	<b>86.6%</b>
c.	Access to procedures on our website / intranet site	410	118	75	127	293	183	603
		<b>93.8%</b>	<b>78.7%</b>	<b>65.2%</b>	<b>66.5%</b>	<b>90.4%</b>	<b>97.9%</b>	<b>85.9%</b>
a.	A code of conduct	388	126	89	142	289	172	603
		<b>88.8%</b>	<b>84.0%</b>	<b>77.4%</b>	<b>74.3%</b>	<b>89.2%</b>	<b>92.0%</b>	<b>85.9%</b>
b.	A published list of organisational policies or procedures	371	115	81	131	270	166	567
		<b>84.9%</b>	<b>76.7%</b>	<b>70.4%</b>	<b>68.6%</b>	<b>83.3%</b>	<b>88.8%</b>	<b>80.8%</b>
f.	General staff or manager training	281	84	68	100	208	125	433
		<b>64.3%</b>	<b>56.0%</b>	<b>59.1%</b>	<b>52.4%</b>	<b>64.2%</b>	<b>66.8%</b>	<b>61.7%</b>

(Q25 continued)		Public	Private	Not For Profit	Small (11-100)	Medium (101-1000)	Large (>1000)	Total
g.	Specific training about wrongdoing concerns for staff or managers	240	70	31	54	163	124	341
		54.9%	46.7%	27.0%	28.3%	50.3%	66.3%	48.6%
i.	Internal newsletters, bulletins, posters, and / or all-staff emails	223	60	34	43	160	114	317
		51.0%	40.0%	29.6%	22.5%	49.4%	61.0%	45.2%
j.	General statements by the CEO or directors to all staff	212	62	34	63	140	105	308
		48.5%	41.3%	29.6%	33.0%	43.2%	56.1%	43.9%
h.	Regular team and management meetings	177	36	58	80	122	69	271
		40.5%	24.0%	50.4%	41.9%	37.7%	36.9%	38.6%
e.	Information in position descriptions or employment contracts	153	59	49	66	122	73	261
		35.0%	39.3%	42.6%	34.6%	37.7%	39.0%	37.2%
l.	Statements and advice from each manager to their own staff	136	30	31	39	98	60	197
		31.1%	20.0%	27.0%	20.4%	30.2%	32.1%	28.1%
k.	Individual personal communication by the CEO with all staff	93	28	25	37	70	39	146
		21.3%	18.7%	21.7%	19.4%	21.6%	20.9%	20.8%
n.	Other	26	10	5	6	20	15	41
		5.9%	6.7%	4.3%	3.1%	6.2%	8.0%	5.8%
m.	None of the above	0	1	4	4	0	1	5
		0.0%	0.7%	3.5%	2.1%	0.0%	0.5%	0.7%
Total		437	150	115	191	324	187	702

**Q26. Which staff in your organisation receive specialised training in relation to receiving and managing wrongdoing concerns, including training about staff support?**

Percentage selecting each response (apart from e, more than one response allowed).

		Public	Private	Not For Profit	Small (11-100)	Medium (101-1000)	Large (>1000)	Total
d.	Selected specialist staff (e.g., internal audit, fraud control, ethical standards, human resources, grievance officers, public interest disclosure coordinator)	271	55	39	56	176	133	365
		<b>62.0%</b>	<b>36.7%</b>	<b>33.9%</b>	<b>29.3%</b>	<b>54.3%</b>	<b>71.1%</b>	<b>52.0%</b>
c.	Selected managers	133	25	22	35	76	69	180
		<b>30.4%</b>	<b>16.7%</b>	<b>19.1%</b>	<b>18.3%</b>	<b>23.5%</b>	<b>36.9%</b>	<b>25.6%</b>
e.	No staff currently receive specialised training in relation to this	81	49	41	80	68	23	171
		<b>18.5%</b>	<b>32.7%</b>	<b>35.7%</b>	<b>41.9%</b>	<b>21.0%</b>	<b>12.3%</b>	<b>24.4%</b>
b.	Everyone in a supervisor or management role	97	22	26	31	61	53	145
		<b>22.2%</b>	<b>14.7%</b>	<b>22.6%</b>	<b>16.2%</b>	<b>18.8%</b>	<b>28.3%</b>	<b>20.7%</b>
a.	All staff	70	34	15	21	71	27	119
		<b>16.0%</b>	<b>22.7%</b>	<b>13.0%</b>	<b>11.0%</b>	<b>21.9%</b>	<b>14.4%</b>	<b>17.0%</b>
f.	Other	27	5	6	7	15	16	38
		<b>6.2%</b>	<b>3.3%</b>	<b>5.2%</b>	<b>3.7%</b>	<b>4.6%</b>	<b>8.6%</b>	<b>5.4%</b>
Total		437	150	115	191	324	187	702

**Q27. Have your organisation's processes and procedures for responding to wrongdoing concerns been evaluated or reviewed?**

Percentage selecting each response (responses a and b both allowed)

		Public	Private	Not For Profit	Small (11-100)	Medium (101-1000)	Large (>1000)	Total
b.	Yes, reviewed (e.g., updated to reflect new standards or requirements)	337 77.1%	104 69.3%	66 57.4%	122 63.9%	245 75.6%	140 74.9%	507 72.2%
a.	Yes, evaluated (e.g., benchmarked, assessed for effectiveness)	94 21.5%	45 30.0%	21 18.3%	27 14.1%	65 20.1%	68 36.4%	160 22.8%
c.	No, neither evaluated nor reviewed	43 9.8%	21 14.0%	27 23.5%	43 22.5%	37 11.4%	11 5.9%	91 13.0%
d.	Unsure / unknown	20 4.6%	6 4.0%	12 10.4%	14 7.3%	13 4.0%	11 5.9%	38 5.4%
Total		437	150	115	191	324	187	702

**Q27a. (if a to Q27). What type of evaluation did you contact? The evaluation of our organisation's processes and procedures:**

Percentage selecting each response (apart from f, more than one response allowed)

d.	Was reported to the CEO, audit committee, board or external stakeholders	66 70.2%	38 84.4%	15 71.4%	22 81.5%	47 72.3%	50 73.5%	119 74.4%
b.	Included engagement with staff	57 60.6%	24 53.3%	15 71.4%	17 63.0%	38 58.5%	41 60.3%	96 60.0%
c.	Included engagement with relevant external stakeholders (e.g., unions, professional organisations, public interest groups, ...)	51 54.3%	12 26.7%	12 57.1%	11 40.7%	31 47.7%	33 48.5%	75 46.9%
a.	Was conducted by independent experts or consultants	39 41.5%	19 42.2%	10 47.6%	11 40.7%	30 46.2%	27 39.7%	68 42.5%
e.	Other	19 20.2%	7 15.6%	1 4.8%	4 14.8%	7 10.8%	16 23.5%	27 16.9%
f.	None of the above	0 0.0%	2 4.4%	2 9.5%	1 3.7%	3 4.6%	0 0.0%	4 2.5%
Total		94	45	21	27	65	68	160



**Q28. We are also interested in your processes for responding to personal and workplace grievances. Does your organisation encourage or require staff to report concerns about the following types of grievance?**

Percentage responding: 'Yes, identified as something staff can or should report' (more than one response allowed)

		Public	Private	Not For Profit	Small (11-100)	Medium (101-1000)	Large (>1000)	Total
b.	Workplace health or safety breaches	434	148	111	187	321	185	693
		<b>99.3%</b>	<b>98.7%</b>	<b>96.5%</b>	<b>97.9%</b>	<b>99.1%</b>	<b>98.9%</b>	<b>98.7%</b>
c.	Bullying	434	148	109	183	323	185	691
		<b>99.3%</b>	<b>98.7%</b>	<b>94.8%</b>	<b>95.8%</b>	<b>99.7%</b>	<b>98.9%</b>	<b>98.4%</b>
d.	Workplace discrimination or harassment	434	149	108	183	323	185	691
		<b>99.3%</b>	<b>99.3%</b>	<b>93.9%</b>	<b>95.8%</b>	<b>99.7%</b>	<b>98.9%</b>	<b>98.4%</b>
a.	Unfair personnel practices	389	122	92	155	273	175	603
		<b>89.0%</b>	<b>81.3%</b>	<b>80.0%</b>	<b>81.2%</b>	<b>84.3%</b>	<b>93.6%</b>	<b>85.9%</b>
Total		437	150	115	191	324	187	702

For Q28a, see Q9 results.

## 6. Bibliography

- Alberta. Service Alberta (2013). *Public Interest Disclosure (Whistleblower Protection) Act: Best Practices for Key Elements of a Whistleblower Policy and Procedure*, Edmonton, Policy and Governance – Service Alberta.
- Australia. Commonwealth Ombudsman (2016). *Public Interest Disclosure Scheme: Agency guide to the Public Interest Disclosure Act 2013*. Canberra, Commonwealth Ombudsman.
- Australian Capital Territory. Chief Minister Treasury and Economic Development Directorate (2015). *Public Interest Disclosure Procedures*. Canberra, CMD.
- Australian Securities and Investment Commission (ASIC) (2016). *Guidance for whistleblowers*. Sydney, Australian Securities and Investment Commission, Sydney.
- Australian Securities and Investment Commission (ASIC) (2016). *Whistleblowers-company officeholder obligations*. Sydney, Australian Securities and Investment Commission, Sydney.
- British Standards (2008). *Whistleblowing Arrangements Code of Practice*. London.
- Brown, A. J. and Olsen, J. (2008) Internal witness support: the unmet challenge. In A. J. Brown. *Whistleblowing in the Australian Public Sector: Enhancing the theory and practice of internal witness management in public sector organisations*. Canberra, ANU E Press, pp 203-232.
- Canadian Standards Association (2016). *Whistleblowing Systems - A Guide*. Toronto.
- Commonwealth of Australia (2016). *Australia's draft Open Government National Action Plan*. Department of the Prime Minister and Cabinet: Canberra, 31 October 2016.  
<<https://ogpau.govspace.gov.au/files/2016/10/Australias-first-Open-Government-National-Action-Plan-Draft-for-consultation-Accessible.pdf>>
- Council of Europe (2014). *The protection of whistleblowers Recommendation CM/Rec (2014)7*. Strasbourg, France, Council of Europe.
- Dixon, O. (2016). Honesty Without Fear? Whistleblower Anti-Retaliation Protections in Corporate Codes of Conduct. *Melbourne University Law Review* Vol 40(1):168-206.
- Graaf, G. D. (2015). "What works: The role of confidential integrity advisers and effective whistleblowing " *International Public Management Journal* 18 (1).
- Hassink, H., et al. (2007). A content analysis of whistleblowing policies of leading European companies. *Journal of Business Ethics* 75: 25-44.
- Independent Broad-based Anti-Corruption Commission (IBAC) (2014). *Protected disclosure procedures: A checklist for entities receiving disclosures*. Melbourne.
- International Chamber of Commerce (2004). *ICC Guidelines on Whistleblowing* Paris.
- Lewis, D. B. (2002). Whistleblowing procedures at work: what are the implications for human resource practitioners. *Business Ethics: A European Review*, Vol.11 (3): 202-209.
- Lewis, D. B. (2006). The Contents of Whistleblowing/Confidential Reporting Procedures in the UK: Some Lessons from Empirical Research. *Employee Relations* 28 (1): 76-86.
- Lewis, D. B., et al. (2015). *Quantitative research report: Surveys of NHS staff, trusts and stakeholders*. London, viewed 25 October 2016  
<[http://webarchive.nationalarchives.gov.uk/20150218150343/https://freedomtospeakup.org.uk/wp-content/uploads/2014/07/Freedom\\_to\\_Speak\\_Up\\_-\\_Quantitative\\_Research\\_Report.pdf](http://webarchive.nationalarchives.gov.uk/20150218150343/https://freedomtospeakup.org.uk/wp-content/uploads/2014/07/Freedom_to_Speak_Up_-_Quantitative_Research_Report.pdf)>
- Lewis, D. B. and M. Kender (2010). *A Survey of Whistleblowing/Confidential Reporting Procedures in the UK Top 250 FTSE Firms* London, SAI Global.
- Lewis, D. B. and M. Sargent (2001). *Whistleblowing and human resource management. Whistleblowing at work*. D. B. Lewis. London, Athlone.
- Miceli, M. P., Near, J. P. & Dworkin, T. (2008). *Whistle-blowing in organizations*. New York, Routledge.
- National Audit Office (UK) (2014). Report by the Comptroller and Auditor General: Making a whistleblowing policy work. HC1152. London, viewed 25 October 2016

- <https://www.nao.org.uk/wp-content/uploads/2015/03/Making-a-whistleblowing-policy-work.pdf>
- Netherlands. Adviespunt Klokkenluiders (Advice Centre for Whistleblowers) (2016). *Model policy on dealing with reports of concerns about wrongdoing or irregularities*. Amsterdam, viewed 25 October 2016 <<https://huisvoorklokkenluiders.nl/wp.../Model-policy-with-explanatory-notes.docx>>
- New South Wales Ombudsman (2013). *Public interest Disclosure Guidelines*. Sydney.
- New South Wales Ombudsman (2014). *Model Internal reporting policies (Local government 2014, State Government 2014 and Local Aboriginal Land Councils 2015)*. Sydney.
- New South Wales Ombudsman (2015). Oversight of the Public Interest Disclosure Act 1994: Annual Report 2013-2014 Sydney.
- New Zealand. Office of the Ombudsman (2013). *Making a protected disclosure – “blowing the whistle”* Wellington.
- Northern Territory. Commissioner for Public Interest disclosures (2010). *Guidelines Issued by the Commissioner for Public Interest Disclosures for the purposes of section 47 of the Public Interest Disclosure Act*. Darwin.
- Ombudsman SA (2016). *Whistleblower Protection*. Adelaide, South Australia.
- Ombudsman Tasmania (2014). *Guidelines and Standards for procedures to be followed by Public Bodies*. Hobart.
- Open Democracy Advice Centre (2013). Code of good practice on whistleblowing. Capetown South Africa.
- Pascoe, J. and Welsh, M. (2011), Whistleblowing, Ethics and Corporate Culture: Theory and Practice in Australia' (2011) 40 *Common Law World Review* 144.
- Public Concern at Work (2013). *The Whistleblowing Commission Code of Practice*. London, viewed 25 October 2016 <<http://www.pcaw.org.uk/business-support/free-resources>>
- Queensland Ombudsman (2011). *Managing a Public Interest Disclosure Program: A guide for public sector organisations*. Brisbane.
- Queensland Ombudsman (2015). *How does your Public Interest Disclosure policy measure up? Public Interest Disclosures Facts for entities #3*. Brisbane.
- Roberts, P. (2008). Evaluating agency responses: the comprehensiveness and impact of whistleblowing procedures. In A. J. Brown. *Whistleblowing in the Australian Public Sector: Enhancing the theory and practice of internal witness management in public sector organisations*. Canberra, ANU E Press, pp233-260.
- Roberts, P., Brown, A.J., Olsen, J. (2011). *Whistling while they Work: A good-practice guide for managing internal reporting of wrongdoing in public sector organisations*. Canberra, ANU E Press.
- SAI Global UK (2010). *Research Report: A survey of whistleblowing/ confidential reporting procedures in the UK top 250 FTSE firms*. London.
- Standards Australia International (2003). *Whistle-blower protection program for entities AS 8004-2003*.
- United States. Department of Labor (Occupational Safety and Health Administration Department (2015). *Best Practices for Protecting Whistleblowers and Preventing and Addressing Retaliation*. Washington.
- Vandekerckhove, W. and D. B. Lewis (2012). The Content of Whistleblowing Procedures: A Critical Review of Recent Official Guidelines. *Journal of Business Ethics* 108 (2): 253-264.
- Western Australia. Public Sector Commission (2015) *Integrity and conduct survey 2015*, viewed 25 October 2016 <<https://publicsector.wa.gov.au/public-administration/sector-performance-and-oversight/monitoring-and-reporting-sector-performance/integrity-and-conduct-survey>>
- Whistleblowers Australia (2010). *Standards, policies and procedures*, viewed 25 October 2016 <<http://www.whistleblowers.org.au/standardspp.html>>

## Appendix: Questionnaire



### **Whistling While They Work 2: Improving managerial responses to whistleblowing in public and private sector organisations**

#### **Australian Research Council Linkage Project**

## Survey of Organisational Processes & Procedures

© Griffith University – April 2016

### **Introduction**

This survey asks you to outline your organisation's key processes and procedures for facilitating and managing internal concerns, allegations or reports about wrongdoing.

The survey is part of a major research project, Whistling While They Work 2, investigating how organisational responses to whistleblowing can be improved across the public and private sectors. This project is led by Griffith University, University of Sydney, Australian National University and Victoria University of Wellington, funded by the Australian Research Council, and supported by partner organisations across Australia and New Zealand.

For more information on the project and this survey, as approved by the Griffith University Human Research Ethics Committee, you can go to [www.whistlingwhiletheywork.edu.au](http://www.whistlingwhiletheywork.edu.au) or download this information sheet.

The survey is for any organisation with more than 10 employees, based or with significant operations in Australia or New Zealand.

It will take most organisations approximately 20-30 minutes to complete.

Only one response should be completed for each organisation, on behalf of the organisation. The survey should therefore be completed by a senior manager with sufficient authority, and knowledge of your organisation's processes and procedures.

The survey also enables you to register your organisation's interest in participating in the next major phase of the research project: *Integrity@WERQ*.

#### ***Please Note:***

- Your organisation's response will be kept strictly confidential to the research team
- Your organisation will not be identifiable in any results, reports or publications (unless with your consent)
- All data will be stored securely in accordance with ethical guidelines
- Participation is voluntary
- Commencing the survey constitutes agreement to participate.

**Thank you for participating in this important research.**

## Contents

The survey has five sections:

**A — Organisation and respondent details**

**B — Processes relating to wrongdoing concerns**

**C — Staff protection, support and management**

**D — Formal procedures, awareness and training**

**E — Interest in further participation**

<b>A</b>	<b>SECTION A: ORGANISATION AND RESPONDENT DETAILS</b>
<b>1</b>	<b>Please complete the following:</b>
<b>1a</b>	<b>Organisation name</b>
<b>1b</b>	<b>Postal address</b>
<b>1c</b>	<b>Organisation website</b>
<b>1d</b>	<b>Name of person completing this survey on behalf of organisation</b>
<b>2</b>	<b>Position of respondent completing the survey on behalf of the organisation.</b> <ul style="list-style-type: none"> <li>a. Chief executive officer</li> <li>b. Head, corporate affairs</li> <li>c. Head, human resources</li> <li>d. Head, compliance / regulatory affairs</li> <li>e. Head, internal audit / ethical standards</li> <li>f. Corporate counsel</li> <li>g. Company secretary</li> <li>h. Business owner</li> <li>i. Other (please specify) [free text]</li> </ul>
<b>3</b>	<b>Please complete the following:</b>
<b>3a</b>	<b>Email address</b>
<b>3b</b>	<b>Telephone number(s) including area code</b>
<b>4</b>	<b>Which of the following best describes your organisation?</b> <ul style="list-style-type: none"> <li>a. Public sector or government entity</li> <li>b. Company or business (for profit)</li> <li>c. Not-for-profit company / business, charity or community organisation</li> <li>d. Other (please specify) [free text]</li> </ul>
<b>5(i)</b>	[If a to q4:] <b>What is your organisation's jurisdiction?</b>

	<ul style="list-style-type: none"> <li>a. Australia</li> <li>b. New Zealand</li> <li>c. Jurisdiction other than Australia or New Zealand (please specify) [free text]</li> </ul>
<b>5a(i)</b>	<p>[If a to <b>q5</b>:] <b>Which level of government?</b></p> <ul style="list-style-type: none"> <li>a. Australian (Commonwealth) government</li> <li>b. State or Territory government</li> <li>c. Local government</li> <li>d. Other (please specify) [free text]</li> </ul>
<b>5b</b>	<p>[If b or c to <b>q5</b>:] <b>Indicate your organisation's state or territory:</b></p> <ul style="list-style-type: none"> <li>a. Australian Capital Territory</li> <li>b. New South Wales</li> <li>c. Northern Territory</li> <li>d. Queensland</li> <li>e. South Australia</li> <li>f. Tasmania</li> <li>g. Western Australia</li> <li>h. Victoria</li> <li>i. Other (please specify) [free text]</li> </ul>
<b>5c</b>	<p>[If a to <b>q5</b>:] <b>Which of the following best describes your entity?</b></p> <ul style="list-style-type: none"> <li>a. Government department</li> <li>b. Statutory authority</li> <li>c. Government-owned corporation (GOC) or government business enterprise</li> <li>d. University or independent publicly owned education provider</li> <li>e. Parliamentary officer or independent integrity agency</li> <li>f. Court or independent tribunal</li> <li>g. Elected local government</li> <li>h. Other (please specify) [free text]</li> </ul>
<b>5a(ii) )</b>	<p>[If b to <b>q5</b> (NZ):] <b>Which of the following best describes your entity?</b></p> <ul style="list-style-type: none"> <li>a. Central government agency</li> <li>b. Public service department or ministry</li> <li>c. State service agency</li> <li>d. District Health Board</li> <li>e. Local government entity</li> <li>f. Government-owned corporation (GOC) or government business enterprise</li> <li>g. University or independent publicly owned education provider</li> <li>h. Parliamentary officer or independent integrity agency</li> <li>i. Court or independent tribunal</li> <li>j. Other (please specify) [free text]</li> </ul>
<b>5(ii)</b>	<p>[If b or c to <b>q4</b>:] <b>Where is your organisation's registered / head office located?</b></p>

	<ul style="list-style-type: none"> <li>a. Australia</li> <li>b. New Zealand</li> <li>c. Other (please specify) [free text]</li> </ul>
<b>6</b>	<p>[If b or c to <b>q4</b>, or c or d to <b>q5c</b>, or f or g to <b>q5a(ii)</b>:]  <b>In which jurisdictions does your organisation operate? Select as many as apply:</b></p> <ul style="list-style-type: none"> <li>a. Australian Capital Territory</li> <li>b. New South Wales</li> <li>c. Northern Territory</li> <li>d. Queensland</li> <li>e. South Australia</li> <li>f. Tasmania</li> <li>g. Victoria</li> <li>h. Western Australia</li> <li>i. New Zealand</li> <li>j. Jurisdictions other than Australia or New Zealand (please specify) [free text]</li> </ul>
<b>7</b>	<p><b>How many employees does your organisation have, located in Australia or New Zealand (full-time equivalents or FTE)?</b></p> <ul style="list-style-type: none"> <li>a. 10 or fewer</li> <li>b. 11 to 100</li> <li>c. 101 to 500</li> <li>d. 501 to 1,000</li> <li>e. 1,001 to 5,000</li> <li>f. 5,001 to 20,000</li> <li>g. More than 20,000</li> <li>h. Other (please specify) [free text]</li> </ul>
<b>7a</b>	<p>[If j to <b>q6</b>]  <b>How many employees does your organisation have, located <i>outside</i> Australia or New Zealand (full-time equivalents or FTE)?</b></p> <ul style="list-style-type: none"> <li>a. 10 or fewer</li> <li>b. 11 to 100</li> <li>c. 101 to 500</li> <li>d. 501 to 1,000</li> <li>e. 1,001 to 5,000</li> <li>f. 5,001 to 20,000</li> <li>g. More than 20,000</li> <li>h. Other (please specify) [free text]</li> </ul>
<b>8</b>	<p><b>Which is the main industry or policy sector that your organisation is involved in?</b></p> <ul style="list-style-type: none"> <li>a. Agriculture, forestry, fishing</li> <li>b. Mining</li> <li>c. Manufacturing</li> <li>d. Electricity, gas, water and waste services</li> <li>e. Construction</li> <li>f. Wholesale trade</li> <li>g. Retail trade</li> <li>h. Accommodation, food services</li> <li>i. Transport, postal and warehousing</li> <li>j. Information, media and telecommunications</li> <li>k. Financial and insurance services (including banking)</li> <li>l. Rental, hiring and real estate services</li> <li>m. Professional, scientific and technical services (including legal)</li> <li>n. Administrative and support services</li> </ul>

	<ul style="list-style-type: none"> <li>o. Public administration and safety (including police, emergency services, security)</li> <li>p. Education and training</li> <li>q. Health care and social assistance</li> <li>r. Arts and recreation services</li> <li>s. Other (please specify) [free text]</li> </ul>
<b>B</b>	<b>SECTION B: PROCESSES RELATING TO WRONGDOING CONCERNS</b>
	<p>Many organisations have processes for responding to concerns from staff, including employees and other organisation members, about possible wrongdoing in or by the organisation.</p> <p>For the purposes of this survey, wrongdoing concerns are staff concerns, allegations or reports about matters such as suspected fraud or theft, corruption, conflicts of interest, waste, improper or negligent decision-making, abuse or mistreatment of clients, customers or the public, or dangers to public health, safety or the environment.</p> <p>While staff may also raise personal or workplace grievances (e.g. bullying, workplace health or safety breaches, unfair personnel practices), most questions in this survey are about wider wrongdoing concerns, affecting more than just the personal interests of individual staff, like those listed above.</p> <p>Wrongdoing concerns may be about conduct by individuals, groups of staff, managers or the organisation as a whole.</p>
<b>9</b>	<p><b>Some organisations have one process for responding to all types of staff concerns. Others have separate processes for responding to workplace grievances on the one hand, and for responding to wider wrongdoing concerns such as suspected fraud, theft, corruption, negligence or dangers to public health or safety, on the other hand.</b></p> <p><b>Which best describes your organisation's approach?</b> [Choice: 1 only]</p> <ul style="list-style-type: none"> <li>a. We only have a process for responding to workplace grievances</li> <li>b. We use our workplace grievance process to respond to all wrongdoing concerns</li> <li>c. We have different processes for responding to workplace grievances, and for responding to wider wrongdoing concerns</li> <li>d. Other (please specify) [free text]</li> </ul>
<b>10</b>	<p><b>Does your organisation encourage or require staff to report concerns about the following types of wrongdoing? Select as many as apply, or indicate if they are not applicable to your organisation.</b></p> <p>[Choices: Yes, identified as something staff can or should report / No, not identified / Not applicable]</p> <ul style="list-style-type: none"> <li>a. Fraud or theft</li> <li>b. Corruption (including bribery or favouritism)</li> <li>c. Conflicts of interest</li> <li>d. Waste or mismanagement of resources</li> <li>e. Defective, negligent or improper decisions (including unrectified mistakes)</li> <li>f. Misuse of information, including unauthorised access or release</li> <li>g. Abuse or mistreatment of clients, customers or the public</li> <li>h. Dangers to public health, safety or the environment, including unsafe products or services</li> </ul>



	<p>i. Perverting justice or accountability (including covering up other wrongdoing)</p> <p>j. Other types of wrongdoing (but not including workplace grievances - we will ask you about these later)</p>

14	<p><b>With whom are staff and others in your organisation allowed to raise wrongdoing concerns? Select as many as apply.</b> [Choices: Yes / No / Unsure or information not available / Not applicable]</p> <ul style="list-style-type: none"> <li>a. Their direct supervisor / manager</li> <li>b. Senior management / CEO</li> <li>c. Specific managers nominated for this purpose</li> <li>d. Whichever manager(s) they trust</li> <li>e. Selected specialist staff (e.g. internal audit, fraud control, ethical standards, human resources, grievance officers, public interest disclosure coordinator)</li> <li>f. The board or audit committee</li> <li>g. An external hotline company (e.g. contracted by the organisation)</li> <li>h. An independent advice line (e.g. run by a public interest group)</li> <li>i. External ombudsmen, public integrity or regulatory agencies (if necessary)</li> <li>j. Unions, professional associations, industry bodies or other external organisations (if necessary)</li> <li>k. The media / journalists (if necessary)</li> </ul> <p>Is there anyone else with whom staff in your organisation are allowed to raise wrongdoing concerns? [Choice: Yes (please specify)] [free text]</p>
15	<p><b>How does your organisation record and/or track wrongdoing concerns (whether identified by staff or other means such as audits or system controls)?</b> <b>Our organisation:</b> [Choice: 1 only]</p> <ul style="list-style-type: none"> <li>a. Has a system where every supervisor or manager records an issue when it is brought to them</li> <li>b. Has a system where only selected specialist staff record and track the issue (e.g. internal audit, fraud control, ethical standards, human resources, grievance officers, public interest disclosure coordinator)</li> <li>c. Has no particular system for recording and tracking issues, but does so as needed if issues arise</li> <li>d. Does not record or track wrongdoing issues</li> <li>e. Other (please specify) [free text]</li> </ul>
16	<p><b>Does your organisation have processes for the following? Select as many as apply</b></p> <ul style="list-style-type: none"> <li>a. Assessing concerns to ensure they are dealt with by the most appropriate people in the organisation</li> <li>b. Coordinating the responses to concerns, where different aspects are being dealt with by different people</li> <li>c. Ensuring appropriate investigations or management actions are undertaken in response to concerns</li> <li>d. Documenting actions and outcomes, including any changes or improvements made as a result of staff concerns</li> <li>e. Referring concerns or reports to independent integrity or regulatory agencies where necessary, or liaising with them on how concerns should be handled</li> <li>f. Seeking external professional assistance for investigating or managing wrongdoing concerns</li> <li>g. No, our organisation has none of these processes for dealing with wrongdoing concerns</li> <li>h. Other (please identify any other key processes for dealing with wrongdoing concerns in your organisation) [free text].</li> </ul>

<b>C</b>	<b>SECTION C: STAFF PROTECTION, SUPPORT AND MANAGEMENT</b>
<b>17</b>	<p><b>Does your organisation provide staff with advice on their rights and responsibilities if they raise wrongdoing concerns, or if concerns are raised involving them? (For example, advice about confidentiality, due process, natural justice, and sanctions against false or misleading reports).</b></p> <p><b>Our organisation:</b> [Choice: 1 only]</p> <ul style="list-style-type: none"> <li>a. Provides this kind of advice as a matter of routine to all staff (e.g. in general procedures, training or induction)</li> <li>b. Provides this kind of advice to any staff who raise concerns, or against whom concerns are raised</li> <li>c. Does not currently provide this kind of advice</li> <li>d. Other (please specify) [free text]</li> </ul>
<b>18</b>	<p><b>When staff raise wrongdoing concerns, does your organisation assess the risks of any detrimental impacts they may experience? (For example, stress, workplace conflict, reprisals or other repercussions).</b></p> <p><b>Our organisation:</b> [Choice: 1 only]</p> <ul style="list-style-type: none"> <li>a. Starts assessing the risks against any staff member as soon as they raise a concern</li> <li>b. Assesses the risks if and when any actual conflicts or problems begin to arise</li> <li>c. Does not currently have a process for assessing the risks</li> <li>d. Other (please specify) [free text]</li> </ul>
<b>18a</b>	<p>[If a or b to q18]:</p> <p><b>Is this risk assessment documented?</b> [Choice: 1 only]</p>
	<ul style="list-style-type: none"> <li>a. Always</li> <li>b. Usually</li> <li>c. Sometimes</li> <li>d. Rarely or never</li> <li>e. Unsure / information not available</li> <li>f. Other (please specify) [free text]</li> </ul>
<b>19</b>	<p><b>Who is responsible for addressing any problems, stress, conflicts or reprisals that might arise for a staff member who has raised wrongdoing concerns? Select as many as apply [but if g chosen no others allowed]</b></p> <ul style="list-style-type: none"> <li>a. CEO</li> <li>b. All managers</li> <li>c. The direct manager(s) of the staff member who raised the concern</li> <li>d. Internal investigation staff (e.g. internal audit, fraud control, ethical standards)</li> <li>e. Whistleblower support unit (if applicable)</li> <li>f. Other corporate governance staff (e.g., human resources, grievance officers, company secretary, corporate counsel, public interest disclosure coordinator)</li> <li>g. No one currently has direct responsibility for this</li> <li>h. Other (please specify) [free text]</li> </ul>
<b>20</b>	<p><b>How does your organisation manage issues of confidentiality when staff raise wrongdoing concerns? Select as many as apply. [But if e chosen no others</b></p>

	<p>allowed]</p> <p><b>Our organisation has processes for:</b></p> <ul style="list-style-type: none"> <li>a. Keeping the identity of staff who raise concerns as confidential as possible</li> <li>b. Consulting with staff about any action that could identify them, including to external agencies</li> <li>c. Maintaining the confidentiality of any persons against whom concerns have been raised</li> <li>d. Helping managers and staff deal with situations where confidentiality is impossible or unlikely to be maintained</li> <li>e. No, our organisation does not have any the above processes for managing issues of confidentiality</li> <li>f. Other (please specify) [free text]</li> </ul>
21	<p><b>Does your organisation have a strategy, or program, for delivering support and protection to staff who raise concerns about wrongdoing?</b></p> <p><b>Our organisation:</b> [Choice: 1 only]</p> <ul style="list-style-type: none"> <li>a. Has a standing support program, available to all staff at any time</li> <li>b. Has a process for setting up a support strategy as needed for individual staff, if any issues arise</li> <li>c. Does not currently have any specific strategy, program or process</li> <li>d. Other (please specify) [free text]</li> </ul>
22	<p><b>What types of support are available for staff who raise wrongdoing concerns in your organisation? Select as many as apply. [But if I no others allowed].</b></p> <ul style="list-style-type: none"> <li>a. Advice and information on how the organisation will respond</li> <li>b. Progress reports on the response</li> <li>c. Advice about outcomes, including any actions taken, benefits or changes made</li> <li>d. Access to a management-designated support person inside the organisation</li> <li>e. Access to professional stress management, counselling or legal services</li> <li>f. Access to external employee support services (e.g. Employee Assistance Programs)</li> <li>g. Support from external public integrity or regulatory agencies</li> <li>h. Management intervention in workplace problems, if required</li> <li>i. Physical protection or relocation, if required</li> <li>j. Formal acknowledgement of service, including thanks and congratulations, where appropriate</li> <li>k. Rewards or other incentives</li> <li>l. No particular types of support</li> <li>m. Other (please specify) [free text]</li> </ul>

23	<p><b>Where staff experience issues (e.g. reprisals, workplace conflicts, stress or other detrimental impacts) after raising wrongdoing concerns, what processes does your organisation have for seeking a resolution? Select as many as apply.</b> [But if g no others allowed]</p>
	<ul style="list-style-type: none"> <li>a. Mechanisms for ensuring adequate compensation or restitution</li> <li>b. Agreed alternative employment arrangements</li> <li>c. Management intervention to stop the problems</li> <li>d. Disciplinary action against persons responsible for the problems</li> <li>e. A process for managers or the organisation to apologise</li> <li>f. Follow-up processes for ensuring the staff member's longer term welfare</li> <li>g. No particular processes for seeking a resolution</li> <li>h. Other processes for seeking a resolution (please specify) [free text]</li> </ul>
<b>D</b>	<p><b>SECTION D: FORMAL PROCEDURES, AWARENESS AND TRAINING</b></p>
24	<p><b>So far, the questions above have asked about your organisation's processes and practices in general, including informal ones. Does your organisation also have formal, written procedures or policies which set out these processes (e.g., internal reporting procedures, formal whistleblowing policy)?</b></p> <ul style="list-style-type: none"> <li>a. Yes <i>Please provide a reference (e.g. titles and dates of the main policies or procedures, and / or a website or intranet location / url)</i> [free text]</li> <li>b. No</li> </ul>
25	<p><b>How are staff made aware of your organisation's processes for responding to wrongdoing concerns? Select as many as apply.</b> [But if m chosen no others allowed]</p> <ul style="list-style-type: none"> <li>a. A code of conduct</li> <li>b. A published list of organisational policies or procedures</li> <li>c. Access to procedures on our website / intranet site</li> <li>d. Information at induction / recruitment</li> <li>e. Information in position descriptions or employment contracts</li> <li>f. General staff or manager training</li> <li>g. Specific training about wrongdoing concerns for staff or managers</li> <li>h. Regular team and management meetings</li> <li>i. Internal newsletters, bulletins, posters and/or all-staff emails</li> <li>j. General statements by the CEO or directors to all staff</li> <li>k. Individual personal communication by the CEO with all staff</li> <li>l. Statements and advice from each manager to their own staff</li> <li>m. None of the above</li> <li>n. Other (please specify) [free text]</li> </ul>
26	<p><b>Which staff in your organisation receive specialised training in relation to receiving and managing wrongdoing concerns, including training about staff support? Select as many as apply.</b> [But if e then no others allowed]</p> <ul style="list-style-type: none"> <li>a. All staff</li> <li>b. Everyone in a supervisory or management role</li> <li>c. Selected managers</li> <li>d. Selected specialist staff (e.g. internal audit, fraud control, ethical standards, human resources, grievance officers, public interest disclosure coordinator)</li> <li>e. No staff currently receive specialised training in relation to this</li> <li>f. Other (please specify) [free text]</li> </ul>

27	<p><b>Have your organisation's processes and procedures for responding to wrongdoing concerns been evaluated or reviewed, in the last five years?</b> [Choice: 1 only]</p> <ul style="list-style-type: none"> <li>a. Yes, evaluated (e.g. benchmarked, assessed for effectiveness)</li> <li>b. Yes, reviewed (e.g. updated to reflect new standards or requirements)</li> <li>c. No, neither evaluated nor reviewed</li> <li>d. Unsure / unknown</li> </ul>
27a	<p>[If a to q27:] <b>What type of evaluation did you conduct? Select as many as apply.</b></p> <p><b>The evaluation of our organisation's processes and procedures:]</b></p> <ul style="list-style-type: none"> <li>a. Was conducted by independent experts or consultants</li> <li>b. Included engagement with staff</li> <li>c. Included engagement with relevant external stakeholders (e.g. unions, professional organisations, public interest groups, integrity and regulatory agencies)</li> <li>d. Was reported to the CEO, audit committee, board or external stakeholders</li> <li>e. None of the above</li> <li>f. Other (please specify) [free text]</li> </ul>
28	<p><b>We are also interested in your processes for responding to personal and workplace grievances. Does your organisation encourage or require staff to report concerns about the following types of grievance? Select as many as apply, or indicate if they are not applicable to your organisation.</b> [Choices: Yes, identified as something staff can or should report / No, not identified / Not applicable]</p> <ul style="list-style-type: none"> <li>a. Unfair personnel practices</li> <li>b. Workplace health or safety breaches</li> <li>c. Bullying</li> <li>d. Workplace discrimination or harassment</li> </ul> <p>Are there other types of personal or workplace grievance that staff are encouraged or required to report? Choice: Yes (please specify) [free text]</p>
28a	<p>[If c to q9:] <b>Please compare your organisation's processes for responding to workplace grievances, with the processes that you have outlined earlier for responding to wider wrongdoing concerns. Which of the following statements best describes your organisation's approach? [Choice: 1 only]</b></p> <ul style="list-style-type: none"> <li>a. Our organisation's workplace grievance processes are <b>more</b> comprehensive than our processes for responding to wider wrongdoing concerns</li> <li>b. Our organisation's workplace grievance processes are <b>less</b> comprehensive than our processes for responding to wider wrongdoing concerns</li> <li>c. The processes are different but equally comprehensive</li> </ul>

<b>E</b>	<b>SECTION E: INTEREST IN FURTHER PARTICIPATION</b>
	<p>Your organisation is invited to participate in the next major component of this research, called <i>Integrity@WERQ</i>.</p> <p>Integrity@WERQ involves a confidential survey of your employees and managers, called the Workplace Experiences and Relationships Questionnaire (WERQ); as well as collection of further data about your organisation's processes and procedures for responding to wrongdoing concerns.</p> <p>This phase examines the nature and performance of processes for facilitating and managing the reporting of wrongdoing in more depth, by collecting data on issues including:</p> <ul style="list-style-type: none"> <li>• Staff confidence in reporting processes</li> <li>• Whether there are staff who perceive wrongdoing but are not speaking up</li> <li>• How well current reporting and support processes are working</li> <li>• What factors can help equip managers to ensure the best outcomes for the organisation and staff.</li> </ul> <p>Results will include:</p> <ul style="list-style-type: none"> <li>• Information for your organisation to benchmark itself against others in your jurisdiction or sector, using indicators of the quality and performance of your organisation's processes</li> <li>• A new picture of the challenges and options across organisations for managing reporting, with lessons for best practice in all sectors</li> <li>• New data on which organisational responses work and which don't, for use by governments who are currently considering law reform in this area</li> <li>• Capability for organisations to monitor their progress over time and evaluate the effects of new or changed policies into the future.</li> </ul>
<b>29</b>	<p><b>Is your organisation interested in participating in <i>Integrity@WERQ</i>?</b></p> <p>a. Yes, we would like to participate. b. We are possibly interested and would like more information. c. No.</p> <p>[If a or b, further questions on participation follow. If c to <b>q29</b>, go to <b>q34</b>]</p>
<b>34</b>	<p><b>Finally, do you have any further comments or information you would like to give about your organisation's processes and procedures for facilitating and managing internal reporting of wrongdoing?</b></p> <p>[free text]</p>
<b>35</b>	<p><b>This ends the survey. Thankyou again for contributing to this important research.</b></p> <p><b>To retain a copy of your organisation's response to this survey, an email containing your responses can be sent to the email address indicated at the beginning of the survey.</b></p> <p><b>Would you like an email of your responses?</b></p> <p><b>[Choices: Yes / No]</b></p>





